













Project-Based ERP Relationship Index

Relationship scores for project-based ERP are shown below. The chart highlights some of the factors which contribute to a product's overall Relationship score. Ease of doing business with, quality of support, and likelihood to recommend data is shown in the table below.

	● Ease of Business	● Likely to Recommend	● Quality of Support	● Other Factors	Score
 Unanet GovCon					8.82
 Acumatica					8.79
 Sage Intacct					8.67
 Deltek Costpoint					8.62
 Deltek Vantagepoint					8.42
 Synergy					8.32
 CMap					8.31
 Unanet AE ERP					8.29
 Deltek Ajera					8.23
 NetSuite					8.23
 JAMIS Prime ERP					8.02
 SAP S/4HANA Cloud					7.81




(Project-Based ERP Relationship Index continues on next page)

* Products are ordered by Index score. Products are ordered alphabetically if two or more products have the same Index score.

© 2025 G2, Inc. All rights reserved. No part of this publication may be reproduced or distributed in any form without G2's prior written permission. While the information in this report has been obtained from sources believed to be reliable, G2 disclaims all warranties as to the accuracy, completeness, or adequacy of such information and shall have no liability for errors, omissions, or inadequacies in such information.

Project-Based ERP Relationship Index (continued)

Relationship scores for project-based ERP are shown below. The chart highlights some of the factors which contribute to a product's overall Relationship score. Ease of doing business with, quality of support, and likelihood to recommend data is shown in the table below.

	 Ease of Business	 Likely to Recommend	 Quality of Support	 Other Factors	Score
 					7.67
 					7.29
 					7.05
					6.95
					6.55

(Project-Based ERP Relationship Index continues on next page)

* Products are ordered by Index score. Products are ordered alphabetically if two or more products have the same Index score.

Project-Based ERP Relationship Index (continued)

Relationship Definition

Project-based enterprise resource planning (ERP) systems provide an end-to-end business solution for all company departments that generate revenue by conducting complex projects. These systems contain modules that address financial management, project and resource planning, sales and marketing, as well as project risk and governance. By recording all project-related information, companies gain visibility into the type of projects that are the most profitable. Industries utilizing a project-based ERP system include engineering, construction, and government contractors. Project-based ERP systems require precise tracking of the profitability of each project and portfolio. This type of software is used mainly by members of the project management office department, such as project and program managers or analysts.

There are two major types of project-based ERP solutions:

- ▶ Focused best-of-breed software, which focuses exclusively on project-based industries.
- ▶ Broader ERP systems that provide features for project-based companies combined with functionality for manufacturing or distribution.

While product-based businesses generally utilize [ERP systems](#), project-centric manufacturers use a project-based ERP system to better plan and monitor operations. This type of software should not be confused with [project management software](#), which only focuses on projects and does not provide features for operations. These systems may also integrate with [CRM software](#) and [human resource management systems](#).

To qualify for inclusion in the Project-Based ERP category, a product must:

- ▶ Include functionality for project, program, and portfolio management
- ▶ Provide an end-to-end solution for all project-based work of a company
- ▶ Track and record resources and costs on a project and portfolio level
- ▶ Deliver front office (sales and marketing) and back office (procurement) features
- ▶ Manage suppliers, subcontractors, contracts, as well as bids and RFPs
- ▶ Support project-accounting features as well as time and expense tracking
- ▶ Integrate with or provide modules for HR, workforce management, or payroll

Relationship Index Description

A product's Relationship score is calculated by a proprietary algorithm that factors in real-user satisfaction ratings for a number of relationship-related review questions. Software buyers can compare products in the Project-Based ERP category according to their Relationship scores to streamline the buying process and quickly identify the products that provide the best relationship with software sellers based on the experiences of their peers. For sellers, media, investors, and analysts, the Index provides benchmarks for product comparison and market trend analysis.

Badges are awarded to products for: Best Relationship (highest overall relationship score), Highest Quality of Support (highest overall quality of support score), and Easiest Doing Business With (highest ease of doing business with score).

Products included in the Relationship Index for Project-Based ERP | Fall 2025 have received both a minimum of 10 reviews and 5 responses from real users for each of the relationship-related questions featured in our review form by August 12, 2025. These ratings may change as the products are further developed, the sellers grow, and as additional opinions are shared by users, and a new Relationship Index report will be issued for this category as significant data is collected.



Unanet GovCon

4.4 ★★★★★ (582)



Relationship Score



Relationship Data

Likelihood to Recommend



Ease of Business

Ease of Doing Business With

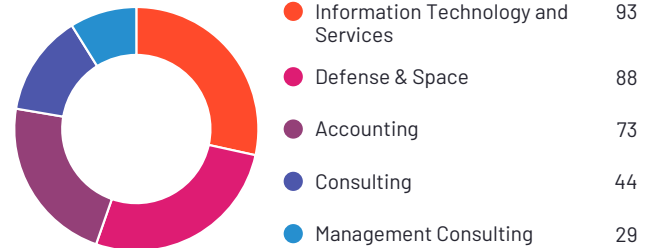


Support

Quality of Support



Top Industries Represented



Ownership
Unanet



HQ Location
Dulles, VA



Year Founded
1988



Employees (Listed On LinkedIn)
461



Company Website
www.unanet.com



Acumatica

4.5 ★★★★★ (1,562)

Relationship Score



Relationship Data

Likelihood to Recommend



Ease of Business

Ease of Doing Business With

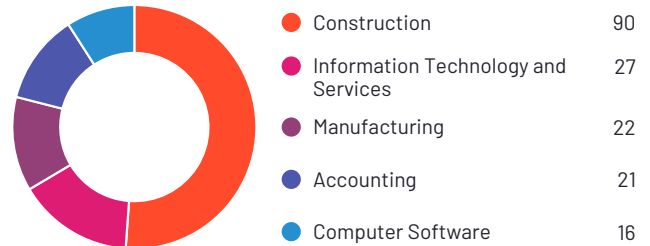


Support

Quality of Support



Top Industries Represented



Ownership
Acumatica



HQ Location
Bellevue, WA



Year Founded
2008



Employees (Listed On LinkedIn)
653



Company Website
acumatica.com



Sage Intacct

4.3 ★★★★★ (3,828)

Relationship Score



Relationship Data

Likelihood to Recommend



Ease of Business

Ease of Doing Business With




Support

Quality of Support



Top Industries Represented



Ownership
Sage Software



HQ Location
Newcastle



Year Founded
1981



Employees (Listed On LinkedIn)
14,473



Company Website
www.sage.com



Deltek Costpoint

4.2 ★★★★★ (529)

Relationship Score



Relationship Data

Likelihood to Recommend



Ease of Business

Ease of Doing Business With



Support

Quality of Support



Top Industries Represented



Ownership
Deltek



HQ Location
Herndon, VA



Year Founded
1983



**Employees (Listed
On LinkedIn)**
4,867



Company Website
www.deltek.com



Deltek Vantagepoint

4.1 ★★★★★ (494)

Relationship Score



Relationship Data

Likelihood to Recommend



Ease of Business

Ease of Doing Business With



Support

Quality of Support



Top Industries Represented



Ownership
Deltek



HQ Location
Herndon, VA



Year Founded
1983



**Employees (Listed
On LinkedIn)**
4,867



Company Website
www.deltek.com



Synergy

4.5 ★★★★★ (21)



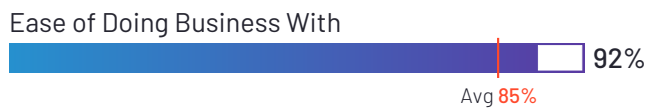
Relationship Score



Relationship Data



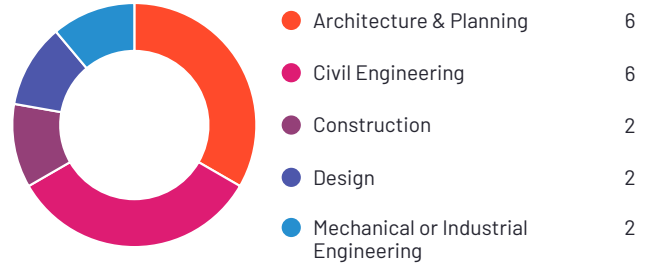
Ease of Business



Support



Top Industries Represented



Ownership
Total Synergy



HQ Location
North Sydney,
Australia




Year Founded
1999



**Employees (Listed
On LinkedIn)**
69



Company Website
totalsynergy.com



CMap

4.5 ★★★★★ (95)

Relationship Score



Relationship Data

Likelihood to Recommend



Ease of Business

Ease of Doing Business With



Support

Quality of Support



Top Industries Represented



Ownership
CMap Software Ltd



HQ Location
Alderley Edge, GB



Year Founded
2000



**Employees (Listed
On LinkedIn)**
205



Company Website
www.cmap.io



Unanet AE ERP

4.1 ★★★★★ (239)

Relationship Score



Relationship Data

Likelihood to Recommend



Ease of Business

Ease of Doing Business With

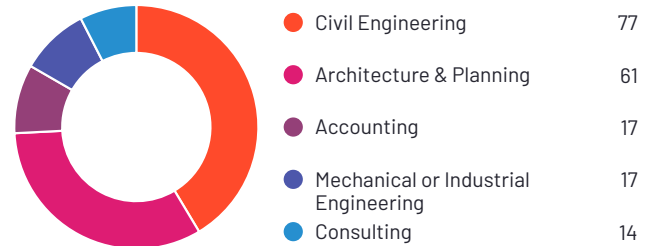


Support

Quality of Support



Top Industries Represented



Ownership
Unanet



HQ Location
Dulles, VA



Year Founded
1988



Employees (Listed On LinkedIn)
461



Company Website
www.unanet.com



Deltek Ajera

4.0 ★★★★★ (149)

Relationship Score



Relationship Data

Likelihood to Recommend



Ease of Business

Ease of Doing Business With

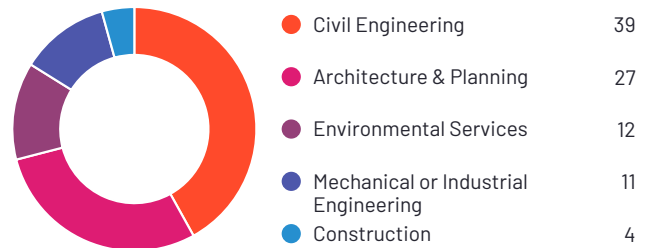


Support

Quality of Support



Top Industries Represented



Ownership
Deltek



HQ Location
Herndon, VA



Year Founded
1983



**Employees (Listed
On LinkedIn)**
4,867



Company Website
www.deltek.com

ORACLE
NetSuite

NetSuite

4.1 ★★★★★ (3,994)

Relationship Score



Relationship Data

Likelihood to Recommend



Ease of Business

Ease of Doing Business With

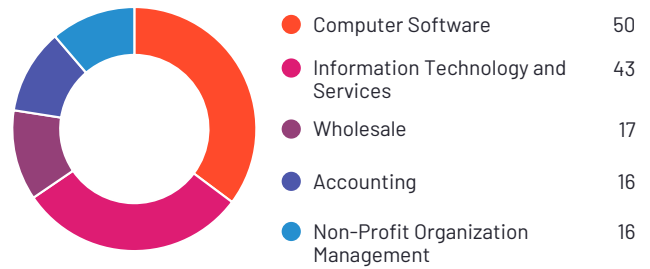


Support

Quality of Support



Top Industries Represented



Ownership
Oracle



HQ Location
Austin, TX



Year Founded
1977



Employees (Listed
On LinkedIn)
199,501



Company Website
www.oracle.com



JAMIS Prime ERP

4.5 ★★★★★ (110)

Relationship Score



Relationship Data

Likelihood to Recommend



Ease of Business

Ease of Doing Business With




Support

Quality of Support



Top Industries Represented



Ownership
JAMIS Software



HQ Location
San Diego, CA



Year Founded
1987



Employees (Listed On LinkedIn)
89



Company Website
jamis.com



SAP S/4HANA Cloud

4.5 ★★★★★ (814)

Relationship Score



Relationship Data

Likelihood to Recommend



Ease of Business

Ease of Doing Business With

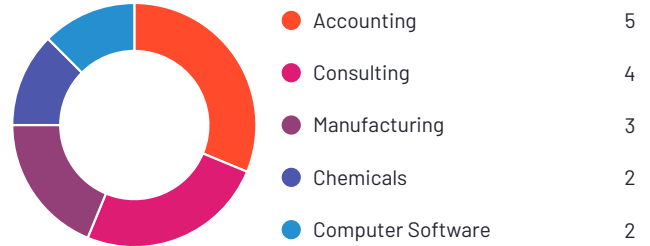


Support

Quality of Support



Top Industries Represented



Ownership
SAP



HQ Location
Walldorf



Year Founded
1972



**Employees (Listed
On LinkedIn)**
131,387



Company Website
www.sap.com



Deltek ComputerEase

4.2 ★★★★★ (216)

Relationship Score



Relationship Data

Likelihood to Recommend



Ease of Business

Ease of Doing Business With



Support

Quality of Support



Top Industries Represented



Ownership
Deltek



HQ Location
Herndon, VA



Year Founded
1983



**Employees (Listed
On LinkedIn)**
4,867



Company Website
www.deltek.com

JobBOSS²

3.8 ★★★★★ (56)

Relationship Score



Relationship Data




Ease of Business



Support



Top Industries Represented



Ownership
ECI Software
Solutions



HQ Location
Westlake, US



Year Founded
1999



**Employees (Listed
On LinkedIn)**
1,630



Company Website
ecisolutions.com



Deltek Maconomy

3.3 ★★★★★ (66)

Relationship Score



Relationship Data

Likelihood to Recommend



Ease of Business

Ease of Doing Business With



Support

Quality of Support



Top Industries Represented



Ownership
Deltek



HQ Location
Herndon, VA



Year Founded
1983



**Employees (Listed
On LinkedIn)**
4,867



Company Website
www.deltek.com



Multiview ERP

4.2 ★★★★★ (221)

Relationship Score



Relationship Data

Likelihood to Recommend



Ease of Business

Ease of Doing Business With



Support

Quality of Support



Top Industries Represented



Ownership
Multiview Financial



HQ Location
Ottawa, ON



Year Founded
1990



**Employees (Listed
On LinkedIn)**
123



Company Website
multiviewcorp.com



Unit4 ERP

3.7 ★★★★★ (73)

Relationship Score



Relationship Data

Likelihood to Recommend



Ease of Business

Ease of Doing Business With




Support

Quality of Support



Top Industries Represented



Ownership
Unit4



HQ Location
Utrecht, Netherlands



Year Founded
1980



Employees (Listed On LinkedIn)
3,517



Company Website
www.unit4.com

Relationship Index Methodology

Relationship Index Inclusion Criteria

Products included in the Relationship Index for Project-Based ERP | Fall 2025 have received a minimum of 10 reviews and 5 responses for each of the relationship-related questions featured in our survey by August 12, 2025. Inviting other users, such as colleagues and peers, to join G2 and share authentic product reviews will accelerate this process and encourage the inclusion of additional products.

Relationship Scoring Methodology

G2 rates products and sellers based on reviews gathered from our user community, as well as data aggregated from online sources and social networks. We apply a unique, patent-pending algorithm to this data to calculate the product's Relationship score. The Relationship Index for Project-Based ERP | Fall 2025 report is based off of scores calculated using the G2 relationship algorithm v1.0 from data collected through August 12, 2025. The Relationship score is affected by the following (in order of importance):

- ▶ Customers' reported ease of doing business with the seller based on reviews by G2 users
- ▶ Customers' satisfaction with the product's quality of support based on reviews by G2 users
- ▶ Customers' likelihood to recommend each product based on reviews by G2 users
- ▶ The number of reviews received on G2; buyers trust a product with more reviews, and a greater number of reviews indicates a more representative and accurate reflection of the customer experience.

Categorization Methodology

Please visit G2's [categorization methodology](#) page to learn more about how products are categorized. For more in-depth information about how we refer to different types of software, please view our [list of standard definitions](#).

Trust

Keeping our ratings unbiased is our top priority. We require the use of a LinkedIn account or verified business email address to validate a G2 user's identity and employer. We also validate users by partnering with sellers and organizations to securely authenticate users through select platforms. We do not allow users to review their current or former employers' products, or those of their employers' competitors. Additionally, all reviews are manually checked by our team after our algorithm filters out reviews that don't meet our submission requirements. All reviews must pass our moderation process before they are published.

G2 may occasionally offer incentives for honest reviews to help us gather a full and accurate data set. These incentives are offered as thank-yous for approved reviews. Incentives are never conditioned upon the substance of the review, positive or negative. Each such incentivized review is disclosed with an "Incentivized Review" banner.