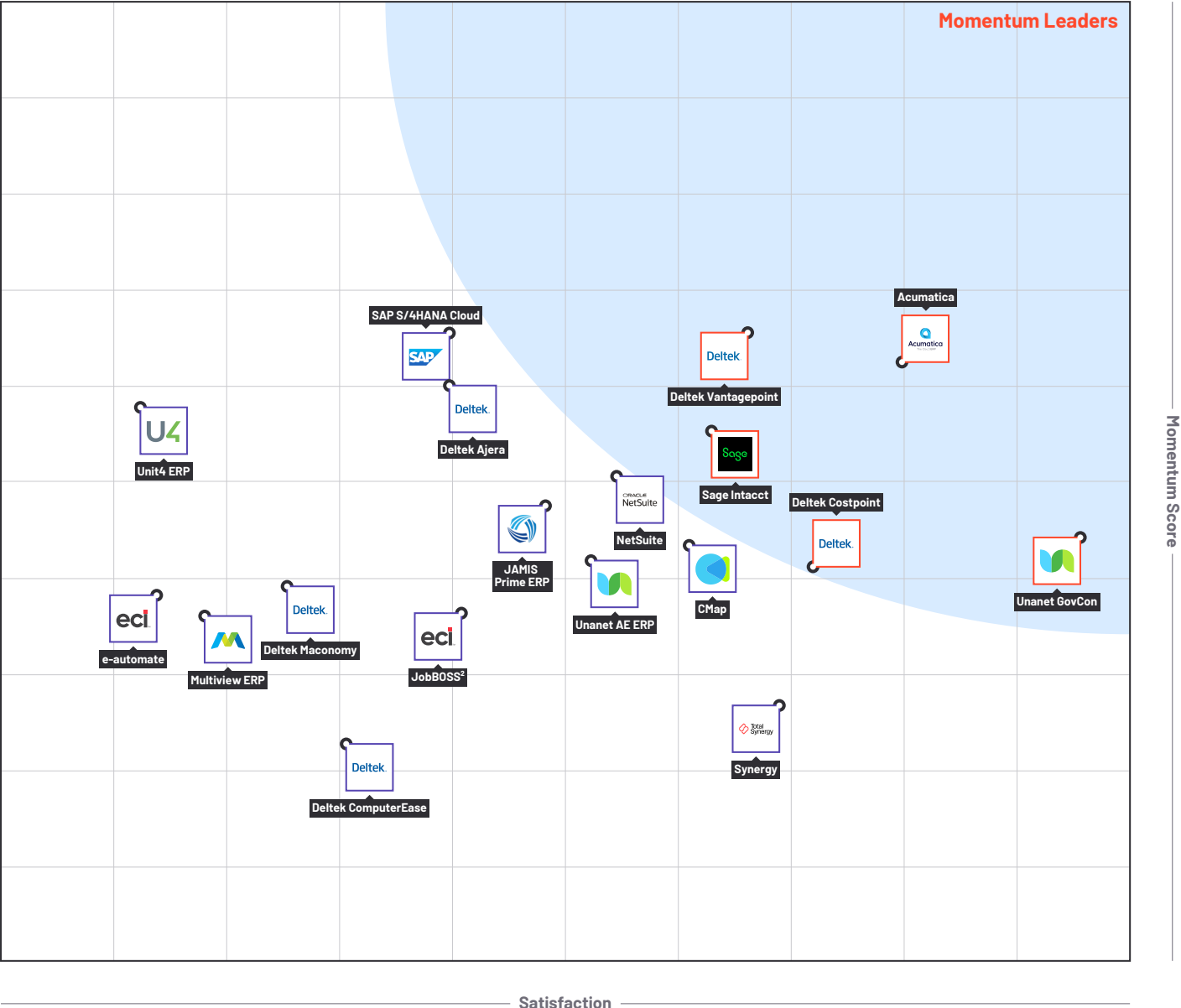


Momentum Grid® Report for Project-Based ERP | Fall 2025



Trending Project-Based ERP Software

Momentum scores for Project-Based ERP are shown below. The Momentum Grid® highlights each product's Momentum score on the vertical axis and the product's Satisfaction score on the horizontal axis. These scores are based on G2's Satisfaction and Momentum algorithms. Products with a top 25% Momentum Grid® score are shown within the shaded area below.



* The Momentum Grid score is a combination of the product's Momentum score, a measure of employee growth, review growth, social growth, and web growth, and Satisfaction score, a measure of customer satisfaction based on user reviews.

(Trending Project-Based ERP Software continues on next page)

Trending Project-Based ERP Software (continued)

Project-Based ERP Momentum Grid® Description

A product's Momentum score is calculated by a proprietary algorithm that factors in social, web, employee, and review data that G2 has deemed influential in a company's momentum. Software buyers can compare products in the Project-Based ERP category according to their Momentum and Satisfaction scores to streamline the buying process and quickly identify trending products. For sellers, media, investors, and analysts, the Momentum Grid® provides benchmarks for product comparison and market trend analysis. Badges are awarded to products with the top Momentum Grid® scores.

Products included in the Momentum Grid® for Project-Based ERP have received a minimum of 10 reviews. There must also be at least a year of G2 data for the product to be included. These ratings may change as the products are further developed, the sellers grow, and additional opinions are shared by users; a new Momentum Grid® report will be issued for this category as significant data is collected.

Project-Based ERP Software Definition

Project-based enterprise resource planning (ERP) systems provide an end-to-end business solution for all company departments that generate revenue by conducting complex projects. These systems contain modules that address financial management, project and resource planning, sales and marketing, as well as project risk and governance. By recording all project-related information, companies gain visibility into the type of projects that are the most profitable. Industries utilizing a project-based ERP system include engineering, construction, and government contractors. Project-based ERP systems require precise tracking of the profitability of each project and portfolio. This type of software is used mainly by members of the project management office department, such as project and program managers or analysts.

There are two major types of project-based ERP solutions:

- ▶ Focused best-of-breed software, which focuses exclusively on project-based industries.
- ▶ Broader ERP systems that provide features for project-based companies combined with functionality for manufacturing or distribution.

While product-based businesses generally utilize [ERP systems](#), project-centric manufacturers use a project-based ERP system to better plan and monitor operations. This type of software should not be confused with [project management software](#), which only focuses on projects and does not provide features for operations. These systems may also integrate with [CRM software](#) and [human resource management systems](#).

To qualify for inclusion in the Project-Based ERP category, a product must:

- ▶ Include functionality for project, program, and portfolio management
- ▶ Provide an end-to-end solution for all project-based work of a company
- ▶ Track and record resources and costs on a project and portfolio level
- ▶ Deliver front office (sales and marketing) and back office (procurement) features
- ▶ Manage suppliers, subcontractors, contracts, as well as bids and RFPs
- ▶ Support project-accounting features as well as time and expense tracking
- ▶ Integrate with or provide modules for HR, workforce management, or payroll



Momentum Scores for Project-Based ERP

The table below shows the Momentum, Satisfaction, and Momentum Grid® scores that determine seller placement on the Momentum Grid®.

Momentum Leaders

	Momentum Score	Satisfaction Score	Momentum Grid® Score
Acumatica	64	82	71
Deltek Vantagepoint	67	67	67
Sage Intacct	56	64	60
Unanet GovCon	44	99	60
Deltek Costpoint	40	73	54

Other Project-Based ERP Products

NetSuite	51	55	53
SAP S/4HANA Cloud	67	39	51
CMap	43	62	51
Deltek Ajera	61	39	49
JAMIS Prime ERP	47	48	48
Unanet AE ERP	41	52	46
Synergy	24	70	42
JobBOSS ²	35	40	38
Deltek Maconomy	38	24	31
Unit4 ERP	59	10	30
Multiview ERP	34	16	25
Deltek ComputerEase	20	29	24
e-automate	37	12	23

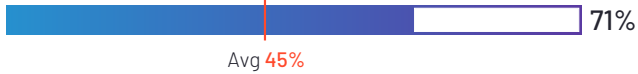


Acumatica

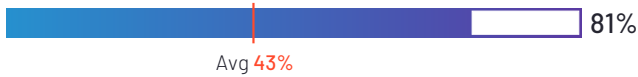
4.5 ★★★★★ (1,562)



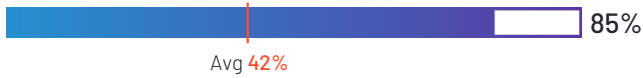
Momentum Grid®



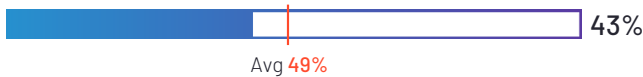
Employee Growth



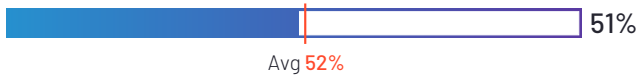
Review Growth



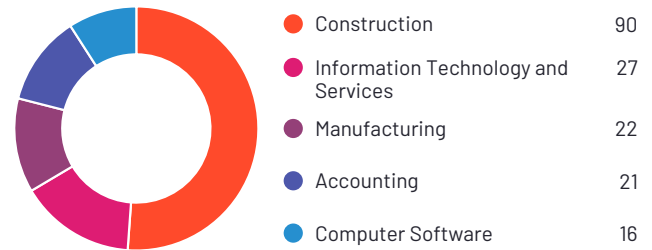
Social Growth



Web Growth



Top Industries Represented



Ownership
Acumatica



HQ Location
Bellevue, WA



Year Founded
2008



**Employees (Listed
On LinkedIn)**
653



Company Website
acumatica.com



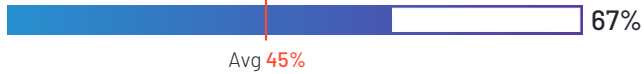
Deltek

Deltek Vantagepoint

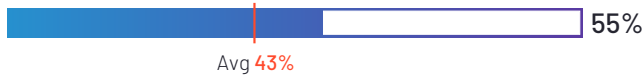
4.1 ★★★★★ (494)



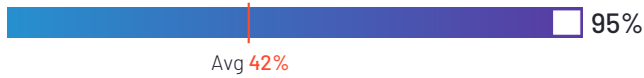
Momentum Grid®



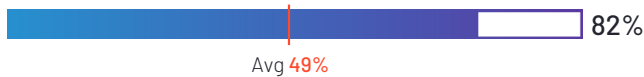
Employee Growth



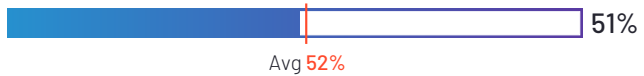
Review Growth



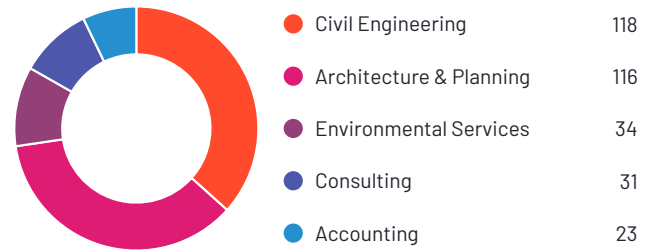
Social Growth



Web Growth



Top Industries Represented



Ownership
Deltek



HQ Location
Herndon, VA



Year Founded
1983



**Employees (Listed
On LinkedIn)**
4,867



Company Website
www.deltek.com

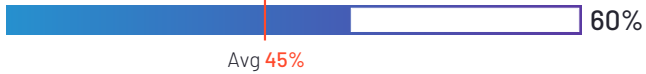


Sage Intacct

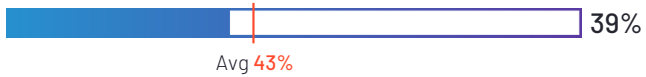
4.3 ★★★★★ (3,828)



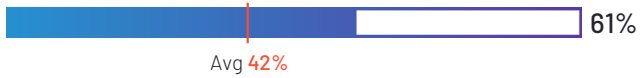
Momentum Grid®



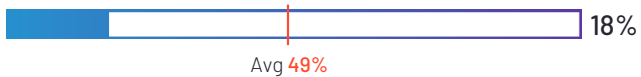
Employee Growth



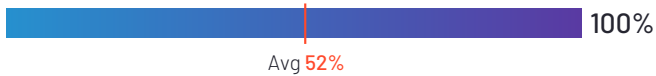
Review Growth



Social Growth



Web Growth



Top Industries Represented



Ownership
Sage Software



HQ Location
Newcastle



Year Founded
1981



Employees (Listed On LinkedIn)
14,473



Company Website
www.sage.com

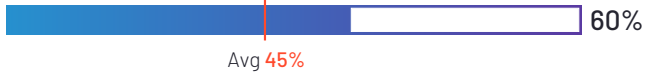


Unanet GovCon

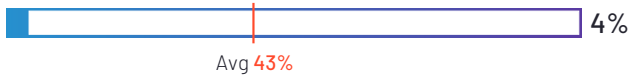
4.4 ★★★★★ (582)



Momentum Grid®



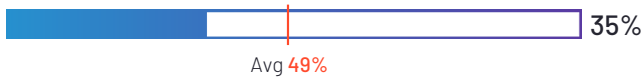
Employee Growth



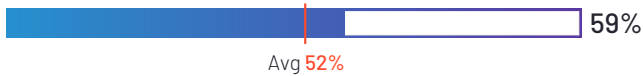
Review Growth



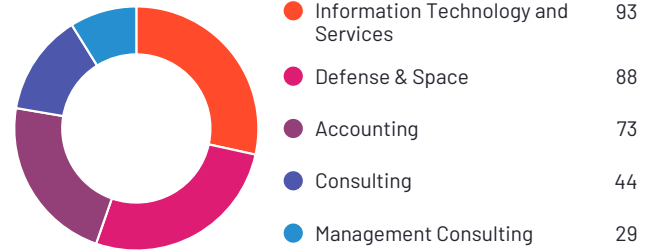
Social Growth



Web Growth



Top Industries Represented



Ownership
Unanet



HQ Location
Dulles, VA



Year Founded
1988



Employees (Listed On LinkedIn)
461



Company Website
www.unanet.com



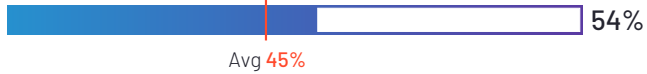
Deltek

Deltek Costpoint

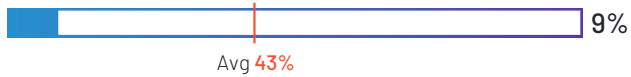
4.2 ★★★★★ (529)



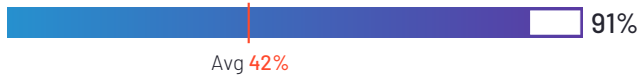
Momentum Grid®



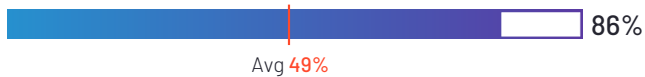
Employee Growth



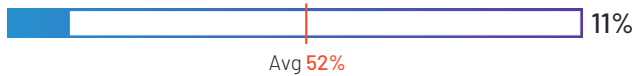
Review Growth



Social Growth



Web Growth



Top Industries Represented



Ownership
Deltek



HQ Location
Herndon, VA



Year Founded
1983



Employees (Listed On LinkedIn)
4,867



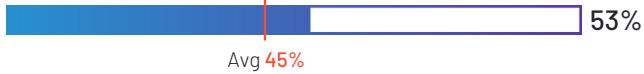
Company Website
www.deltek.com

ORACLE
NetSuite

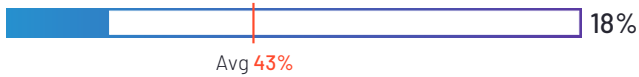
NetSuite

4.1 ★★★★★☆ (3,994)

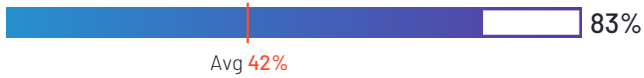
Momentum Grid®



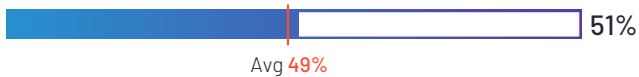
Employee Growth



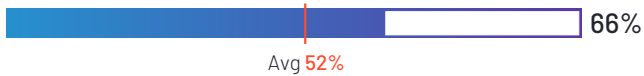
Review Growth



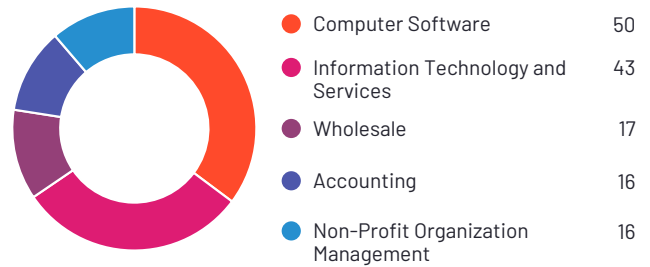
Social Growth



Web Growth



Top Industries Represented



Ownership
Oracle



HQ Location
Austin, TX



Year Founded
1977



Employees (Listed On LinkedIn)
199,501



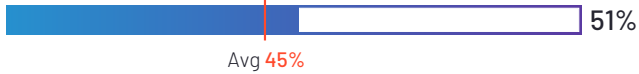
Company Website
www.oracle.com



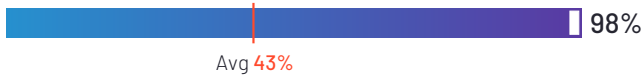
SAP S/4HANA Cloud

4.5 ★★★★★ (814)

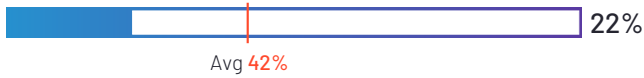
Momentum Grid®



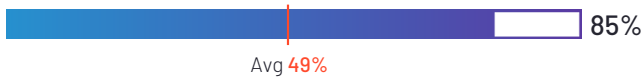
Employee Growth



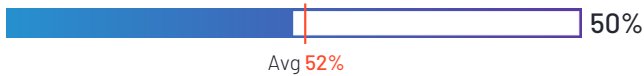
Review Growth



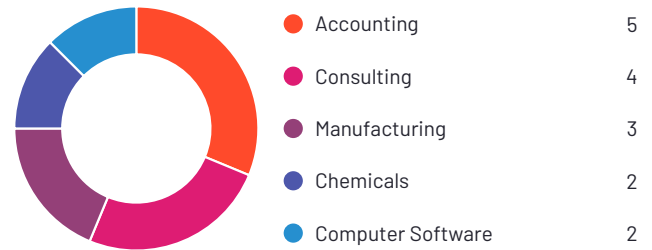
Social Growth



Web Growth



Top Industries Represented



Ownership
SAP



HQ Location
Walldorf



Year Founded
1972



**Employees (Listed
On LinkedIn)**
131,387



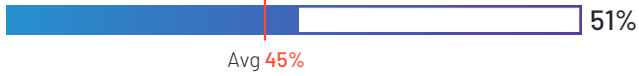
Company Website
www.sap.com



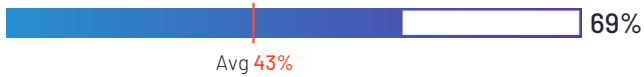
CMap

4.5 ★★★★★ (95)

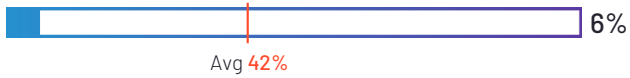
Momentum Grid®



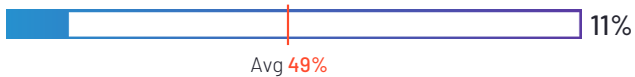
Employee Growth



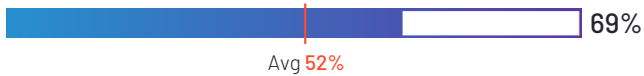
Review Growth



Social Growth



Web Growth



Top Industries Represented



Ownership

CMap Software Ltd



HQ Location

Alderley Edge, GB



Year Founded

2000



Employees (Listed On LinkedIn)

205



Company Website

www.cmap.io



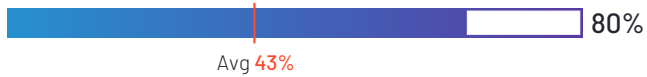
Deltek Ajera

4.0 ★★★★★ (149)

Momentum Grid®



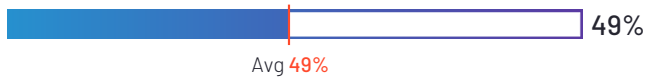
Employee Growth



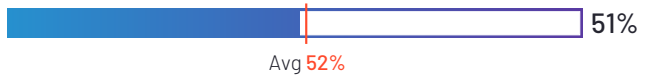
Review Growth



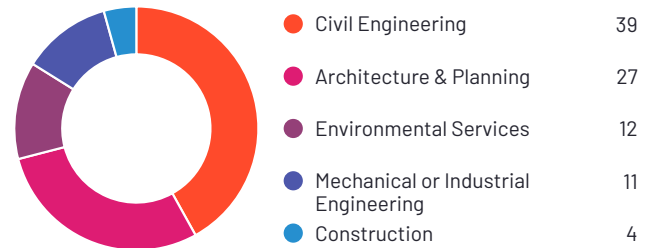
Social Growth



Web Growth



Top Industries Represented



Ownership
Deltek



HQ Location
Herndon, VA



Year Founded
1983



**Employees (Listed
On LinkedIn)**
4,867



Company Website
www.deltek.com



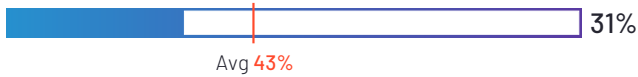
JAMIS Prime ERP

4.5 ★★★★★ (110)

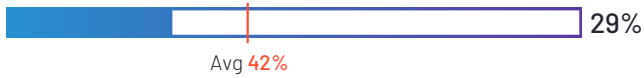
Momentum Grid®



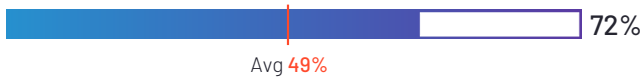
Employee Growth



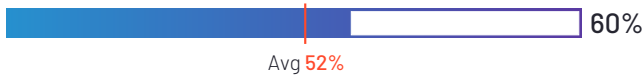
Review Growth




Social Growth



Web Growth



Top Industries Represented



Ownership
JAMIS Software



HQ Location
San Diego, CA



Year Founded
1987



Employees (Listed On LinkedIn)
89



Company Website
jamis.com



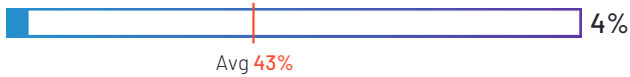
Unanet AE ERP

4.1 ★★★★★☆ (239)

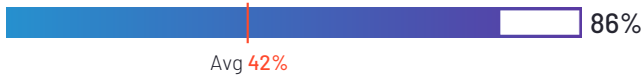
Momentum Grid®



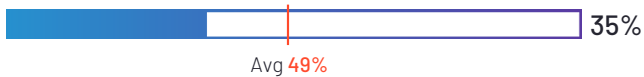
Employee Growth



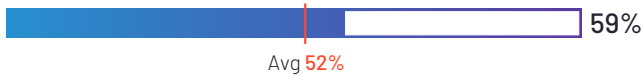
Review Growth



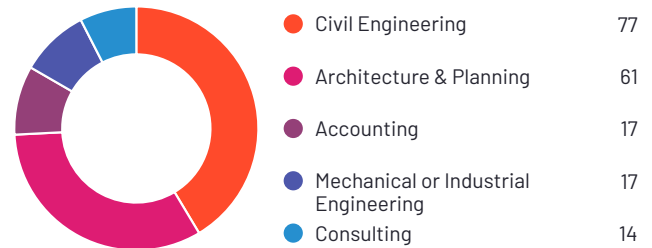
Social Growth



Web Growth



Top Industries Represented



Ownership
Unanet



HQ Location
Dulles, VA



Year Founded
1988



**Employees (Listed
On LinkedIn)**
461



Company Website
www.unanet.com



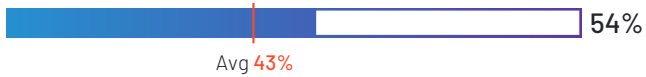
Synergy

4.5 ★★★★★ (21)

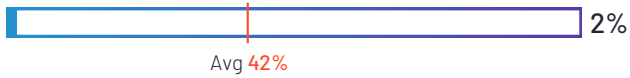
Momentum Grid®



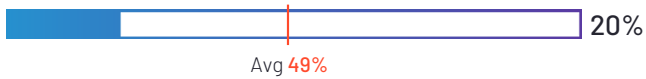
Employee Growth



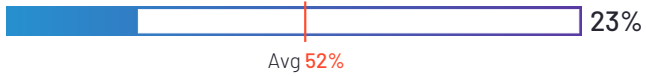
Review Growth



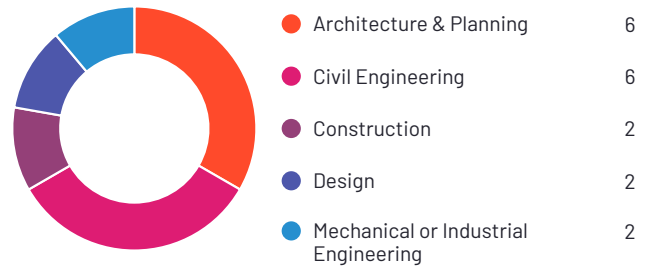
Social Growth



Web Growth



Top Industries Represented



Ownership
Total Synergy



HQ Location
North Sydney,
Australia



Year Founded
1999



**Employees (Listed
On LinkedIn)**
69



Company Website
totalsynergy.com

JobBOSS²

3.8 ★★★★★☆ (56)

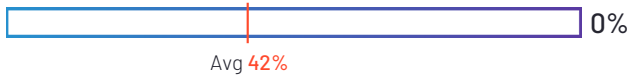
Momentum Grid®



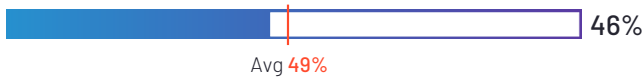
Employee Growth



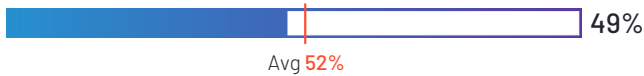
Review Growth




Social Growth



Web Growth



Top Industries Represented



Ownership
ECI Software
Solutions



HQ Location
Westlake, US



Year Founded
1999



**Employees (Listed
On LinkedIn)**
1,630



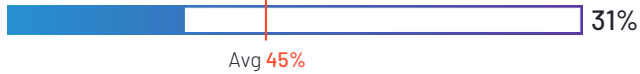
Company Website
ecisolutions.com



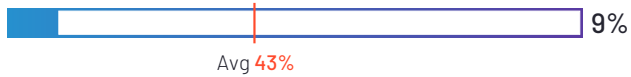
Deltek Maconomy

3.3 ★★★★★ (66)

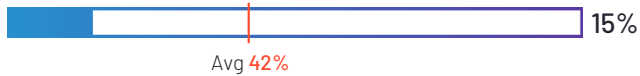
Momentum Grid®



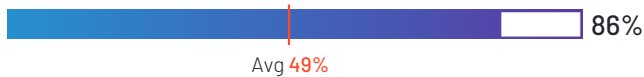
Employee Growth



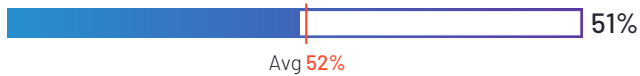
Review Growth



Social Growth



Web Growth



Top Industries Represented



Ownership
Deltek



HQ Location
Herndon, VA



Year Founded
1983



**Employees (Listed
On LinkedIn)**
4,867



Company Website
www.deltek.com



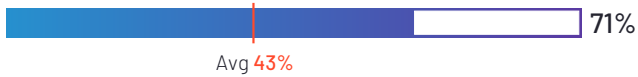
Unit4 ERP

3.7 ★★★★★ (73)

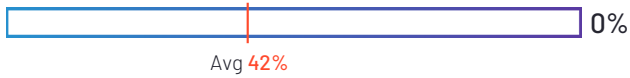
Momentum Grid®



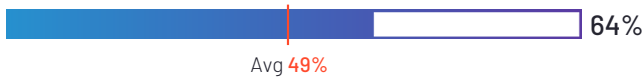
Employee Growth



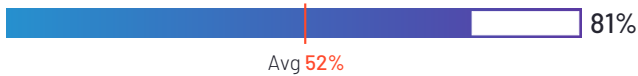
Review Growth



Social Growth



Web Growth



Top Industries Represented



Ownership
Unit4



HQ Location
Utrecht, Netherlands



Year Founded
1980



Employees (Listed On LinkedIn)
3,517



Company Website
www.unit4.com



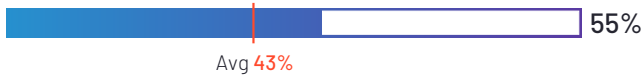
Multiview ERP

4.2 ★★★★★ (221)

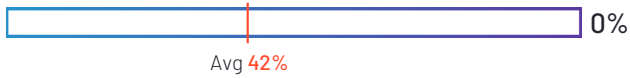
Momentum Grid®



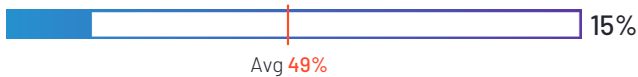
Employee Growth



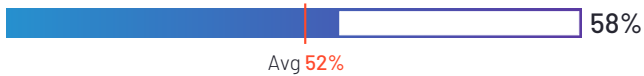
Review Growth



Social Growth



Web Growth



Top Industries Represented



Ownership

Multiview Financial



HQ Location

Ottawa, ON



Year Founded

1990



Employees (Listed On LinkedIn)

123



Company Website

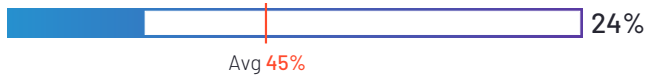
multiviewcorp.com



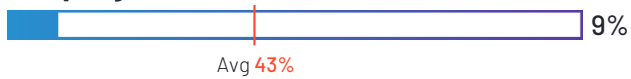
Deltek ComputerEase

4.2 ★★★★★☆ (216)

Momentum Grid®



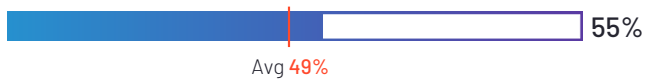
Employee Growth



Review Growth



Social Growth



Web Growth



Top Industries Represented



Ownership
Deltek



HQ Location
Herndon, VA



Year Founded
1983



**Employees (Listed
On LinkedIn)**
4,867



Company Website
www.deltek.com



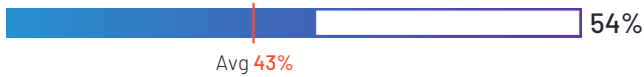
e-automate

3.0 ★★★★★ (19)

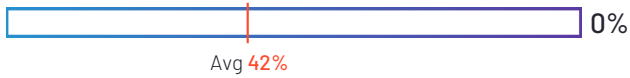
Momentum Grid®



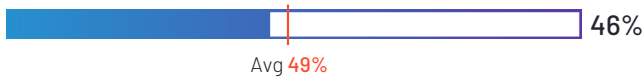
Employee Growth



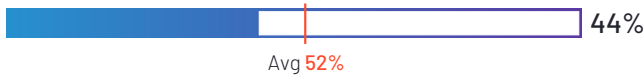
Review Growth



Social Growth



Web Growth



Top Industries Represented



Ownership
ECI Software
Solutions



HQ Location
Westlake, US



Year Founded
1999



**Employees (Listed
On LinkedIn)**
1,630



Company Website
ecisolutions.com



Seller Information

Data on each product's seller is highlighted below. Data is aggregated from various public data sources.

Momentum Leaders

	Year Founded	Revenue (\$MM)	Employees on LinkedIn (Seller)	LinkedIn Followers	Twitter Followers (Seller)	Glassdoor Rating
Acumatica	2008	N/A	653	89,679	28,458	3.9
Deltek Vantagepoint	1983	N/A	4,867	231,102	6,563	4.4
Sage Intacct	1981	\$1,903	14,473	550,768	N/A	4.0
Unanet GovCon	1988	N/A	461	12,242	836	4.4
Deltek Costpoint	1983	N/A	4,867	231,102	6,563	4.4

Other Project-Based ERP Products

NetSuite	1977	\$39,068	199,501	10,383,354	824,580	3.8
SAP S/4HANA Cloud	1972	\$27,338	131,387	4,246,308	300,221	4.4
CMap	2000	N/A	205	3,404	397	3.7
Deltek Ajera	1983	N/A	4,867	231,102	6,563	4.4
JAMIS Prime ERP	1987	N/A	89	7,397	419	2.4
Unanet AE ERP	1988	N/A	461	12,242	836	4.4
Synergy	1999	N/A	69	3,350	469	3.2
JobBOSS ²	1999	N/A	1,630	31,725	1,677	3.7
Deltek Maconomy	1983	N/A	4,867	231,102	6,563	4.4
Unit4 ERP	1980	N/A	3,517	230,345	11,900	3.8
Multiview ERP	1990	N/A	123	2,983	152	4.5
Deltek ComputerEase	1983	N/A	4,867	231,102	6,563	4.4
e-automate	1999	N/A	1,630	31,725	1,677	3.7

* N/A is displayed when data for that seller is not publicly available.

Momentum Grid® Methodology

G2 rates products based on reviews gathered from our user community, as well as data aggregated from online sources and social networks. The Momentum Grid® for Project-Based ERP is based on scores calculated using the G2 Satisfaction algorithm v3.0 and the G2 Momentum algorithm v1.0 from reviews collected through August 12, 2025.

Satisfaction Methodology

The satisfaction rating is affected by the following:

- ▶ Customer satisfaction with end user-focused product attributes based on user reviews
- ▶ Popularity and statistical significance based on the number of reviews received by G2
- ▶ Quality of reviews received (reviews that are more thoroughly completed will be weighted more heavily)
- ▶ Age of reviews (more-recent reviews provide relevant and up-to-date information that is reflective of the current state of a product)
- ▶ Customers' satisfaction with administration-specific product attributes based on user reviews
- ▶ Overall customer satisfaction and Net Promoter Score® (NPS) based on ratings by G2 users

*The customer Satisfaction score is normalized for each Grid®, meaning the scores are relative.

Momentum Methodology

Each variable is normalized by category and aggregated to create a Momentum score. The inputs impacting G2's Momentum score are as follows:

- ▶ Employee growth, review growth, social growth, and web growth
- ▶ Year-over-year change

Categorization Methodology

Making G2 research relevant and easy for people to use as they evaluate and select business software products is one of our most important goals. In support of that goal, organizing products and software companies in a well-defined structure that makes capturing, evaluating, and displaying reviews and other research in an orderly manner is a critical part of the research process.

To manage the process of categorizing the software products and the related reviews in the G2 community, G2 follows a publicly available [categorization methodology](#). All products appearing on the Momentum Grid® for Project-Based ERP have passed through G2's categorization methodology and meet G2's category standards.

Many terms that appear regularly across G2 and are used to aid in product categorization warrant a definition to facilitate buyer understanding. These terms may be included within reviews from the G2 community or in executive summaries for products included on the Grid®.

A [list of standard definitions](#) is available to G2 users to eliminate confusion and ease the buying process.

(Momentum Grid® Methodology continues on next page)

**Net Promoter, Net Promoter System, Net Promoter Score, NPS and the NPS-related emoticons are registered trademarks of Bain & Company, Inc., Fred Reichheld and Satmetrix Systems, Inc.



Momentum Grid® Methodology (continued)

Rating Changes and Dynamics

The ratings in this report are based on a snapshot of the user reviews and social data collected by G2 up through August 12, 2025. The ratings may change as the products are further developed, the sellers grow, and additional opinions are shared by users. G2 updates the ratings on its website in real time as additional data is received, and this report will be updated as significant data is received.

Trust

Keeping our ratings unbiased is our top priority. We require the use of a LinkedIn account to validate a G2 user's identity and employer. Additionally, we verify all reviews manually. We do not allow users to rate their employers' products or those of their employers' competitors. Though we share reviews from business partners (they often contain valuable content), we filter out business partner ratings in our aggregate ratings to avoid bias.

Our G2 staff does not add any subjective input to the ratings, which are determined algorithmically based on data aggregated from publicly available online sources and social networks. Sellers cannot influence their ratings by spending time or money with us. Only the opinion of real users and data from public sources factor into the ratings.

G2 may occasionally offer incentives for honest reviews to help us gather a full and accurate data set. These incentives are offered as thank-yous for approved reviews. Incentives are never conditioned upon the substance of the review, positive or negative. Each such incentivized review is disclosed with an "Incentivized Review" banner.