












ERP Systems Relationship Index: Mid-Market

Relationship scores for ERP systems are shown below. The chart highlights some of the factors which contribute to a product's overall Relationship score. Ease of doing business with, quality of support, and likelihood to recommend data is shown in the table below.

	● Ease of Business	● Likely to Recommend	● Quality of Support	● Other Factors	Score
 Microsoft Dynamics 365 Business Central					8.78
 Acumatica					8.63
 Sage Intacct					8.59
 ePROMIS ERP					8.50
 TallyPrime					8.49
 Deltek Costpoint					8.39
 Total ETO					8.36
 SAP S/4HANA Cloud					8.28
 NetSuite					8.15
 Rootstock					8.00
 Certinia PS Cloud					7.98













(ERP Systems Relationship Index Mid-Market continues on next page)

* Products are ordered by Index score. Products are ordered alphabetically if two or more products have the same Index score.

© 2025 G2, Inc. All rights reserved. No part of this publication may be reproduced or distributed in any form without G2's prior written permission. While the information in this report has been obtained from sources believed to be reliable, G2 disclaims all warranties as to the accuracy, completeness, or adequacy of such information and shall have no liability for errors, omissions, or inadequacies in such information.

ERP Systems Relationship Index: Mid-Market (continued)

Relationship scores for ERP systems are shown below. The chart highlights some of the factors which contribute to a product's overall Relationship score. Ease of doing business with, quality of support, and likelihood to recommend data is shown in the table below.












	● Ease of Business	● Likely to Recommend	● Quality of Support	● Other Factors	Score
 Multiview ERP					7.91
 Oracle JD Edwards EnterpriseOne					7.88
 MIE Trak Pro					7.81
 Odoo ERP					7.78
 Kinetic					7.76
 Genius ERP					7.74
 SAP ECC					7.64
 QB Enterprise					7.59
 SAP ByD					7.58
 Certinia Financial Management Cloud					7.43
 Infor VISUAL					7.43
 Oracle Manufacturing Cloud					7.40

(ERP Systems Relationship Index Mid-Market continues on next page)

* Products are ordered by Index score. Products are ordered alphabetically if two or more products have the same Index score.

ERP Systems Relationship Index: Mid-Market (continued)

Relationship scores for ERP systems are shown below. The chart highlights some of the factors which contribute to a product's overall Relationship score. Ease of doing business with, quality of support, and likelihood to recommend data is shown in the table below.













	● Ease of Business	● Likely to Recommend	● Quality of Support	● Other Factors	Score
 Oracle PeopleSoft					7.39
 SYSPRO					7.35
 DELMIAWorks (formerly IQMS)					7.28
 Infor SyteLine					7.22
 Oracle EBS					7.21
 Sage 100cloud					7.16
 Sage 300cloud					7.15
 Sage X3					7.14
 Aptean Industrial Manufacturing ERP Made2Manage Edition					7.13
 Infor M3					7.01
 SAP Business One					6.95

(ERP Systems Relationship Index Mid-Market continues on next page)

* Products are ordered by Index score. Products are ordered alphabetically if two or more products have the same Index score.

ERP Systems Relationship Index: Mid-Market (continued)

Relationship scores for ERP systems are shown below. The chart highlights some of the factors which contribute to a product's overall Relationship score. Ease of doing business with, quality of support, and likelihood to recommend data is shown in the table below.

	● Ease of Business	● Likely to Recommend	● Quality of Support	● Other Factors	Score
 Tyler Enterprise ERP for Schools					6.90
 Microsoft Dynamics 365 Supply Chain Management					6.80
 IFS Cloud					6.66
 Epicor BisTrack					6.62
 Unit4 ERP					6.48
 Epicor Prophet 21					6.47
 Oracle Fusion Cloud Financials					6.47
 Plex Smart Manufacturing Platform					6.21
 Infor LN					6.16
 Epicor Eclipse					5.99
 ERPNext					5.90
 Priority ERP					5.53

(ERP Systems Relationship Index Mid-Market continues on next page)

* Products are ordered by Index score. Products are ordered alphabetically if two or more products have the same Index score.

ERP Systems Relationship Index: Mid-Market (continued)

Relationship Definition

Enterprise resource planning (ERP) systems manage, control, and organize daily business operations and workflows. Employees in production, manufacturing, accounting, finance, HR, and supply chain use the [best ERP systems](#) to support process automation, control input data, and optimize business operations to save resources. Some examples of ERP systems are Oracle Netsuite and SAP ERP.

ERP implementation helps with account payables (AP) automation, advanced reporting, and management for financial companies. In the healthcare sector, ERP enhances patient care by automating records and storing accurate data for each patient. Human resources uses ERP for payroll processing, time tracking, and employee benefits. Retail industries might use ERP to automate invoices, run customer discounts, and increase sales productivity.

The organized structure of ERP software combines data from different departments and breaks down silos to help every team access necessary data and metrics securely. Real-time reporting and analytical dashboards keep you updated on each department's performance and productivity.

Daily workflows, customer relationship management processes, inventory management and procurement, demand forecasting, and strategic decision-making join under ERPs to keep you up-to-date about team agendas and notify you of task progress. This way, you better understand which teams need resources immediately and which can wait.

ERP software covers a wide range of functionalities. Still, if you find gaps, you can integrate it with other tools like [CRM software](#), [professional services automation software](#), or project-based ERP systems to achieve a magnified view of product manufacturing and distribution.

ERP systems provide a variety of modules, and while each business has unique requirements, most ERP systems offer the following:

- ▶ Accounting features like general ledger, accounts payable/receivable, budgeting, and cash management
- ▶ Human resources (HR) functionality such as recruiting and payroll, or integration with HR and payroll solutions
- ▶ Basic sales and customer management features or integration with CRM solutions
- ▶ Functions to create different types of quotes, sales orders, and returns
- ▶ Purchasing workflows and purchase order management
- ▶ Inventory and warehouse management software including picking, packing, and shipping
- ▶ Advanced supply chain modules like demand planning and transportation management for distribution companies
- ▶ Production modules that include bill of materials (BOM), manufacturing resource planning (MRP), and quality management features for manufacturing companies
- ▶ Reporting and analytics for all the modules included in the ERP solution

(ERP Systems Relationship Index Mid-Market continues on next page)

ERP Systems Relationship Index: Mid-Market (continued)

Relationship Index Description

A product's Relationship score is calculated by a proprietary algorithm that factors in real-user satisfaction ratings for a number of relationship-related review questions. Software buyers can compare products in the ERP Systems category according to their Relationship scores to streamline the buying process and quickly identify the products that provide the best relationship with software sellers based on the experiences of their peers. For sellers, media, investors, and analysts, the Index provides benchmarks for product comparison and market trend analysis.

Badges are awarded to products for: Best Relationship (highest overall relationship score), Highest Quality of Support (highest overall quality of support score), and Easiest Doing Business With (highest ease of doing business with score).

Products included in the Mid-Market Relationship Index for ERP Systems | Fall 2025 have received both a minimum of 10 reviews and 5 responses from real users for each of the relationship-related questions featured in our review form by August 12, 2025. These ratings may change as the products are further developed, the sellers grow, and as additional opinions are shared by users, and a new Relationship Index report will be issued for this category as significant data is collected.



Microsoft Dynamics 365 Business Central

4.0 ★★★★★ (868)



Relationship Score



Relationship Data

Likelihood to Recommend



Ease of Business

Ease of Doing Business With



Support

Quality of Support



Top Industries Represented



Ownership
Microsoft



HQ Location
Redmond,
Washington



Year Founded
1975



**Employees (Listed
On LinkedIn)**
232,306



Company Website
microsoft.com



Acumatica

4.5 ★★★★★ (1,562)

Relationship Score



Relationship Data

Likelihood to Recommend



Ease of Business

Ease of Doing Business With

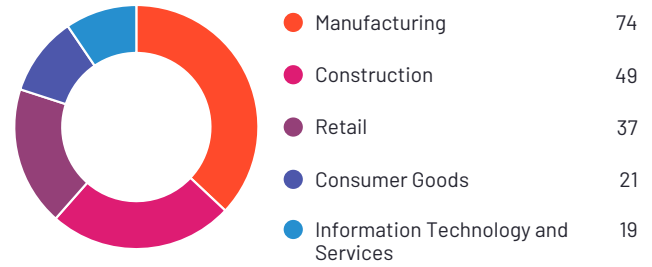


Support

Quality of Support



Top Industries Represented



Ownership
Acumatica



HQ Location
Bellevue, WA



Year Founded
2008



Employees (Listed On LinkedIn)
653



Company Website
acumatica.com



Sage Intacct

4.3 ★★★★★ (3,828)

Relationship Score



Relationship Data

Likelihood to Recommend



Ease of Business

Ease of Doing Business With

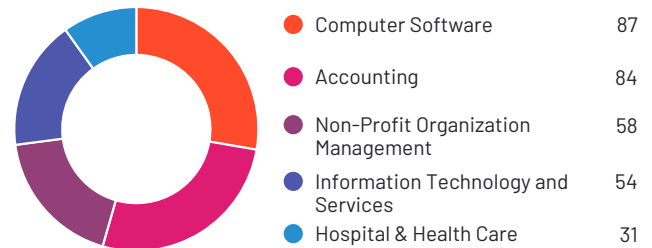


Support

Quality of Support



Top Industries Represented



Ownership
Sage Software



HQ Location
Newcastle



Year Founded
1981



Employees (Listed On LinkedIn)
14,473



Company Website
www.sage.com

ePROMIS

ePROMIS ERP

5.0 ★★★★★ (47)



Relationship Score



Relationship Data

Likelihood to Recommend



Ease of Business

Ease of Doing Business With




Support

Quality of Support



Top Industries Represented



Ownership
ePROMIS Solutions



HQ Location
Houston, Texas



Year Founded
1981



**Employees (Listed
On LinkedIn)**
99



Company Website
epromis.com



TallyPrime

4.5 ★★★★★ (267)

Relationship Score



Relationship Data

Likelihood to Recommend



Ease of Business

Ease of Doing Business With



Support

Quality of Support



Top Industries Represented



Ownership
Tally Solutions



HQ Location
Bangalore



Year Founded
1986



Employees (Listed On LinkedIn)
3,987



Company Website
tallysolutions.com



Deltek Costpoint

4.2 ★★★★★ (529)

Relationship Score



Relationship Data

Likelihood to Recommend



Ease of Business

Ease of Doing Business With

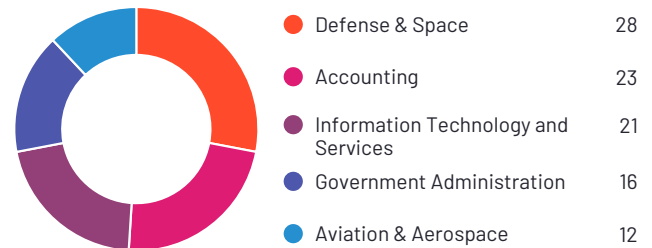


Support

Quality of Support



Top Industries Represented



Ownership
Deltek



HQ Location
Herndon, VA



Year Founded
1983



**Employees (Listed
On LinkedIn)**
4,867



Company Website
www.deltek.com



Total ETO

4.7 ★★★★★ (16)



Relationship Score



Relationship Data

Likelihood to Recommend



Ease of Business

Ease of Doing Business With




Support

Quality of Support



Top Industries Represented



Ownership
Total ETO



HQ Location
Burlington, CA



Year Founded
1998



Employees (Listed On LinkedIn)
30



Company Website
totaleto.com



SAP S/4HANA Cloud

4.5 ★★★★★ (814)

Relationship Score



Relationship Data

Likelihood to Recommend



Ease of Business

Ease of Doing Business With

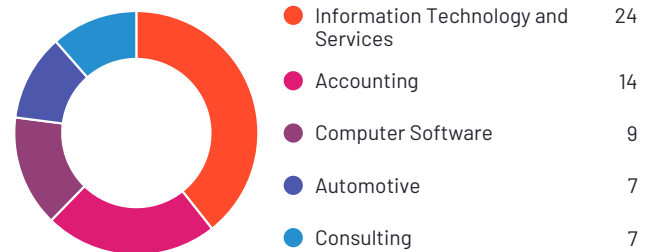


Support

Quality of Support



Top Industries Represented



Ownership
SAP



HQ Location
Walldorf



Year Founded
1972



Employees (Listed
On LinkedIn)
131,387



Company Website
www.sap.com

ORACLE
NetSuite

NetSuite

4.1 ★★★★★ (3,994)

Relationship Score



Relationship Data

Likelihood to Recommend



Ease of Business

Ease of Doing Business With

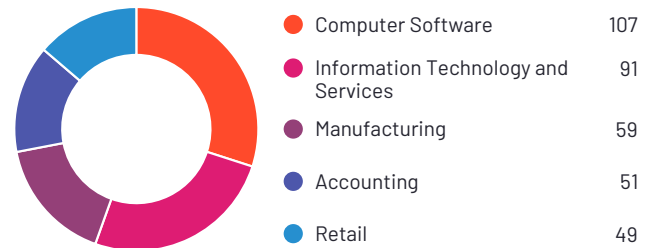


Support

Quality of Support



Top Industries Represented



Ownership
Oracle



HQ Location
Austin, TX



Year Founded
1977



Employees (Listed
On LinkedIn)
199,501



Company Website
www.oracle.com



Rootstock Cloud ERP

3.9 ★★★★★ (46)

Relationship Score



Relationship Data

Likelihood to Recommend



Ease of Business

Ease of Doing Business With

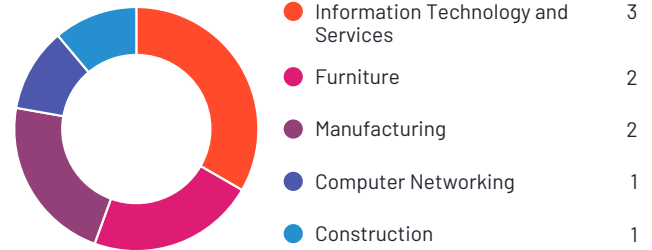


Support

Quality of Support



Top Industries Represented



Ownership
Rootstock Software



HQ Location
San Ramon, CA



Year Founded
2008



Employees (Listed On LinkedIn)
136



Company Website
rootstock.com

certinia

Certinia PS Cloud

4.3 ★★★★★ (701)

Relationship Score



Relationship Data

Likelihood to Recommend



Ease of Business

Ease of Doing Business With



Support

Quality of Support



Top Industries Represented



Ownership
Certinia



HQ Location
San Francisco, CA



Year Founded
2009



**Employees (Listed
On LinkedIn)**
868



Company Website
certinia.com



Multiview ERP

4.2 ★★★★★ (221)

Relationship Score



Relationship Data

Likelihood to Recommend



Ease of Business

Ease of Doing Business With



Support

Quality of Support



Top Industries Represented



Ownership
Multiview Financial



HQ Location
Ottawa, ON



Year Founded
1990



Employees (Listed On LinkedIn)
123



Company Website
multiviewcorp.com



ORACLE
JD EDWARDS ENTERPRISEONE

Oracle JD Edwards EnterpriseOne

3.8 ★★★★★ (99)

Relationship Score



Relationship Data

Likelihood to Recommend



Ease of Business

Ease of Doing Business With



Support

Quality of Support



Top Industries Represented



Ownership
Oracle



HQ Location
Austin, TX



Year Founded
1977



Employees (Listed On LinkedIn)
199,501



Company Website
www.oracle.com



MIE Trak Pro

4.3 ★★★★★ (100)

Relationship Score



Relationship Data

Likelihood to Recommend



Ease of Business

Ease of Doing Business With

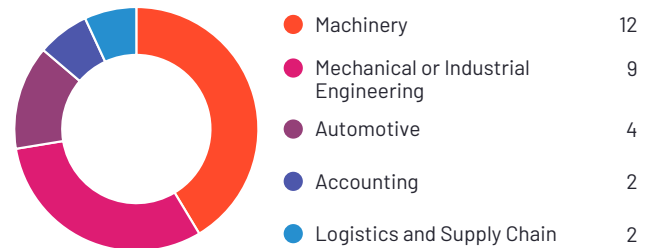


Support

Quality of Support



Top Industries Represented



Ownership
MIE Solutions



HQ Location
Garden Grove, CA



Year Founded
2007



Employees (Listed On LinkedIn)
54



Company Website
mie-solutions.com



Odoo ERP

4.3 ★★★★★ (310)

Relationship Score



Relationship Data

Likelihood to Recommend



Ease of Business

Ease of Doing Business With

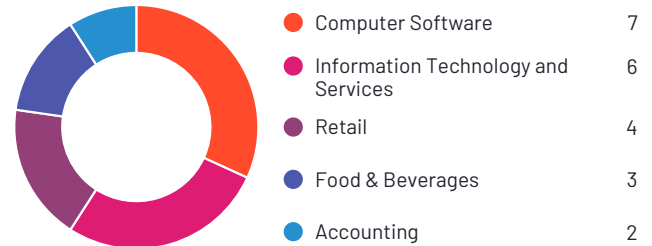


Support

Quality of Support



Top Industries Represented



Ownership
Odoo



HQ Location
Brussels, Belgium



Year Founded
2005



Employees (Listed On LinkedIn)
6,651



Company Website
www.odoo.com



Kinetic

3.9 ★★★★★ (570)

Relationship Score



Relationship Data

Likelihood to Recommend



Ease of Business

Ease of Doing Business With

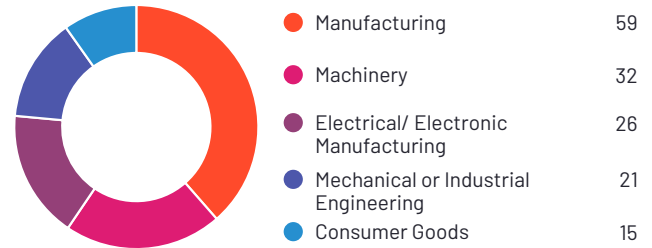


Support

Quality of Support



Top Industries Represented



Ownership
Epicor



HQ Location
Austin, TX



Year Founded
1972



Employees (Listed On LinkedIn)
6,020



Company Website
www.epicor.com



Genius ERP

4.3 ★★★★★ (32)

Relationship Score



Relationship Data

Likelihood to Recommend



Ease of Business

Ease of Doing Business With




Support

Quality of Support



Top Industries Represented



Ownership
Genius Solutions



HQ Location
Quebec, Canada



Year Founded
1992



Employees (Listed On LinkedIn)
193



Company Website
geniuserp.com



SAP ECC

4.2 ★★★★★ (891)

Relationship Score



Relationship Data

Likelihood to Recommend



Ease of Business

Ease of Doing Business With




Support

Quality of Support



Top Industries Represented



Ownership
SAP



HQ Location
Walldorf



Year Founded
1972



Employees (Listed
On LinkedIn)
131,387



Company Website
www.sap.com



QuickBooks Desktop Enterprise

4.2 ★★★★★ (988)

Relationship Score



Relationship Data




Ease of Business



Support



Top Industries Represented



Ownership
Intuit



HQ Location
Mountain View,
California



Year Founded
1983



**Employees (Listed
On LinkedIn)**
16,927



Company Website
www.intuit.com



SAP Business ByDesign

4.0 ★★★★★ (185)

Relationship Score



Relationship Data



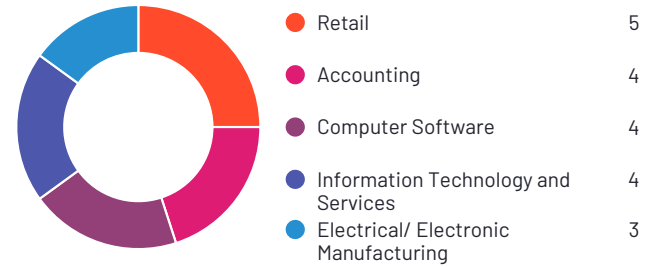
Ease of Business



Support



Top Industries Represented



Ownership
SAP



HQ Location
Walldorf



Year Founded
1972



Employees (Listed
On LinkedIn)
131,387



Company Website
www.sap.com

certinia

Certinia Financial Management Cloud

4.0 ★★★★★ (435)

Relationship Score



Relationship Data

Likelihood to Recommend



Ease of Business

Ease of Doing Business With

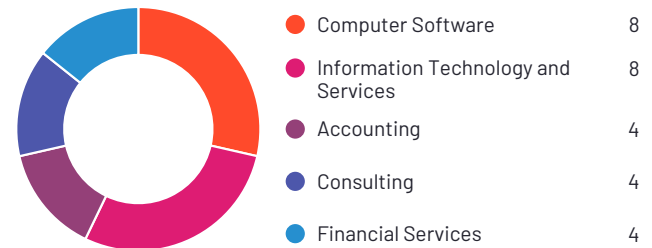


Support

Quality of Support



Top Industries Represented



Ownership
Certinia



HQ Location
San Francisco, CA



Year Founded
2009



**Employees (Listed
On LinkedIn)**
868



Company Website
certinia.com



Infor VISUAL

3.5 ★★★★★ (18)

Relationship Score



Relationship Data




Ease of Business



Support



Top Industries Represented



Ownership
Infor



HQ Location
New York



Year Founded
2002



Employees (Listed On LinkedIn)
21,882



Company Website
www.infor.com



Oracle Manufacturing Cloud

4.3 ★★★★★ (35)

Relationship Score



Relationship Data

Likelihood to Recommend



Ease of Business

Ease of Doing Business With

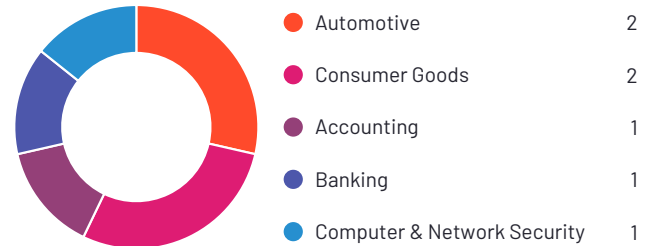


Support

Quality of Support



Top Industries Represented



Ownership
Oracle



HQ Location
Austin, TX



Year Founded
1977



Employees (Listed On LinkedIn)
199,501



Company Website
www.oracle.com



Oracle PeopleSoft

3.8 ★★★★★ (684)

Relationship Score



Relationship Data

Likelihood to Recommend



Ease of Business

Ease of Doing Business With

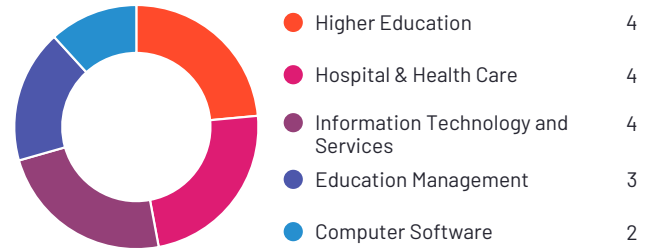


Support

Quality of Support



Top Industries Represented



Ownership
Oracle



HQ Location
Austin, TX



Year Founded
1977



Employees (Listed On LinkedIn)
199,501



Company Website
www.oracle.com



SYSPRO

4.1 ★★★★★ (254)

Relationship Score



Relationship Data

Likelihood to Recommend



Ease of Business

Ease of Doing Business With




Support

Quality of Support



Top Industries Represented



Ownership
SYSPRO



HQ Location
The Old Vicarage,
Market Street, DE74 2Jb,
Castle Donington, GB



Year Founded
1978



**Employees (Listed
On LinkedIn)**
580



Company Website
www.syspro.com



DELMIAWorks Manufacturing ERP

4.1 ★★★★★ (34)

Relationship Score



Relationship Data

Likelihood to Recommend



Ease of Business

Ease of Doing Business With

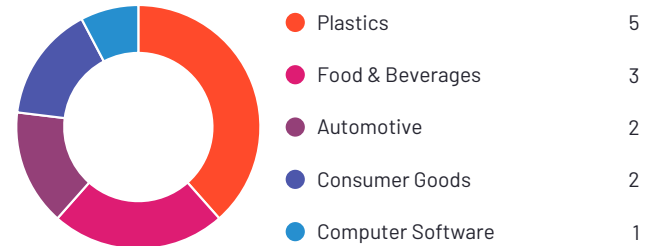


Support

Quality of Support



Top Industries Represented



Ownership
Dassault Systemes



HQ Location
Velizy-Villacoublay



Year Founded
1981



Employees (Listed On LinkedIn)
27,292



Company Website
draftsight.com



Infor SyteLine

3.9 ★★★★★ (55)

Relationship Score



Relationship Data

Likelihood to Recommend



Ease of Business

Ease of Doing Business With




Support

Quality of Support



Top Industries Represented



Ownership
Infor



HQ Location
New York



Year Founded
2002



Employees (Listed On LinkedIn)
21,882



Company Website
www.infor.com



Oracle E-Business Suite

3.7 ★★★★★ (236)

Relationship Score



Relationship Data



Ease of Business



Support



Top Industries Represented



Ownership
Oracle



HQ Location
Austin, TX



Year Founded
1977



Employees (Listed On LinkedIn)
199,501



Company Website
www.oracle.com



Sage 100cloud

3.6 ★★★★★ (206)

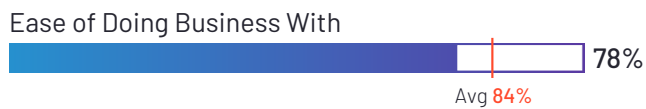
Relationship Score



Relationship Data



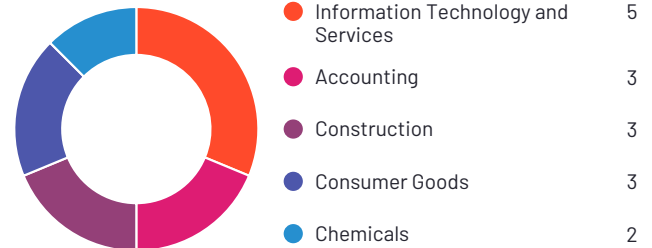
Ease of Business



Support



Top Industries Represented



Ownership
Sage Software



HQ Location
Newcastle



Year Founded
1981



Employees (Listed On LinkedIn)
14,473



Company Website
www.sage.com



Sage 300cloud

3.7 ★★★★★ (88)

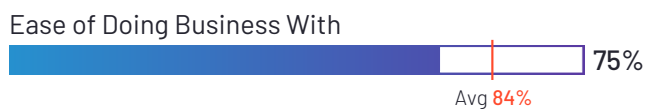
Relationship Score



Relationship Data



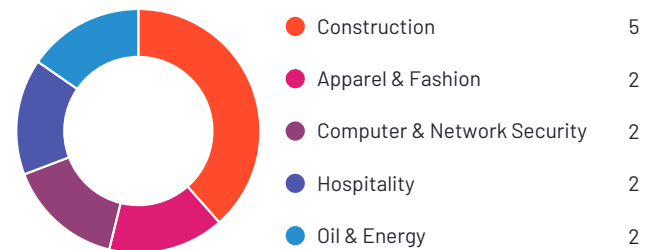
Ease of Business



Support



Top Industries Represented



Ownership
Sage Software



HQ Location
Newcastle



Year Founded
1981



**Employees (Listed
On LinkedIn)**
14,473



Company Website
www.sage.com



Sage Business Cloud X3

3.9 ★★★★★ (28)

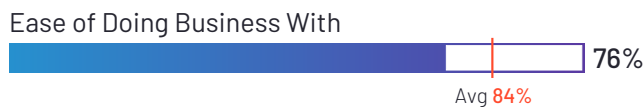
Relationship Score



Relationship Data



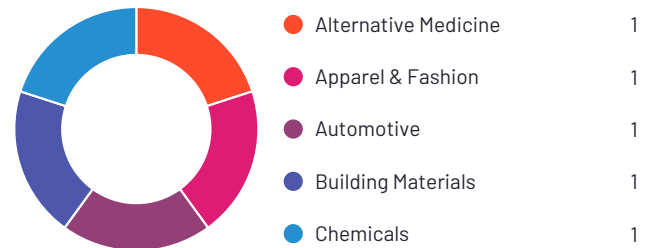
Ease of Business



Support



Top Industries Represented



Ownership
Sage Software



HQ Location
Newcastle



Year Founded
1981



**Employees (Listed
On LinkedIn)**
14,473



Company Website
www.sage.com



Aptean Industrial Manufacturing ERP Made2Manage Edition

3.5 ★★★★★ (24)

Relationship Score



Relationship Data

Likelihood to Recommend



Ease of Business

Ease of Doing Business With

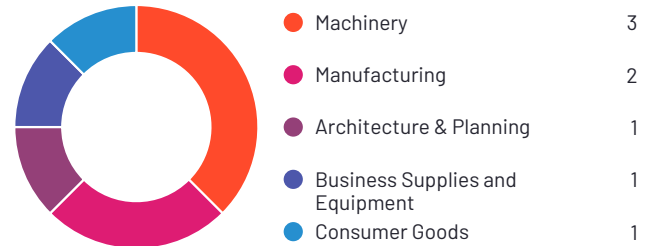


Support

Quality of Support



Top Industries Represented



Ownership
Aptean



HQ Location
Alpharetta, Georgia



Year Founded
2012



**Employees (Listed
On LinkedIn)**
2,978



Company Website
www.aptean.com



Infor M3

3.8 ★★★★★ (119)

Relationship Score



Relationship Data

Likelihood to Recommend



Ease of Business

Ease of Doing Business With



Support

Quality of Support



Top Industries Represented



Ownership
Infor



HQ Location
New York



Year Founded
2002



Employees (Listed On LinkedIn)
21,882



Company Website
www.infor.com



SAP Business One

4.3 ★★★★★ (525)

Relationship Score



Relationship Data

Likelihood to Recommend



Ease of Business

Ease of Doing Business With

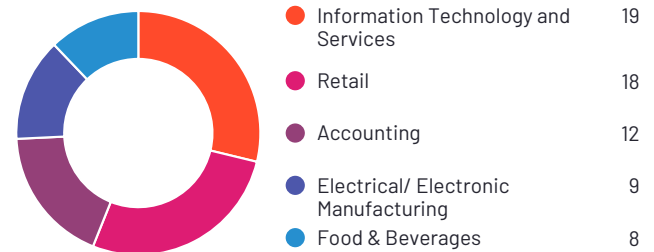


Support

Quality of Support



Top Industries Represented



Ownership
SAP



HQ Location
Walldorf



Year Founded
1972



Employees (Listed
On LinkedIn)
131,387



Company Website
www.sap.com



Tyler Enterprise ERP for Schools

3.9 ★★★★★ (103)

Relationship Score



Relationship Data

Likelihood to Recommend



Ease of Business

Ease of Doing Business With




Support

Quality of Support



Top Industries Represented



Ownership
Tyler Technologies



HQ Location
Plano, TX



Year Founded
1966



Employees (Listed On LinkedIn)
7,403



Company Website
tylertech.com



Microsoft Dynamics 365 Supply Chain Management

3.7 ★★★★★ (102)

Relationship Score



Relationship Data

Likelihood to Recommend



Ease of Business

Ease of Doing Business With



Support

Quality of Support



Top Industries Represented



Ownership
Microsoft



HQ Location
Redmond,
Washington



Year Founded
1975



**Employees (Listed
On LinkedIn)**
232,306



Company Website
microsoft.com



IFS Cloud

4.0 ★★★★★ (267)

Relationship Score



Relationship Data

Likelihood to Recommend



Ease of Business

Ease of Doing Business With

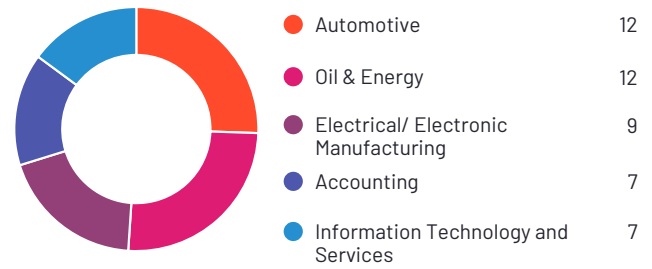


Support

Quality of Support



Top Industries Represented



Ownership
IFS



HQ Location
Linköping, Sweden



Year Founded
1983



Employees (Listed On LinkedIn)
9,078



Company Website
www.ifs.com



Epicor BisTrack

4.2 ★★★★★ (37)

Relationship Score



Relationship Data

Likelihood to Recommend



Ease of Business

Ease of Doing Business With



Support

Quality of Support



Top Industries Represented



Ownership
Epicor



HQ Location
Austin, TX



Year Founded
1972



**Employees (Listed
On LinkedIn)**
6,020



Company Website
www.epicor.com



Unit4 ERP

3.7 ★★★★★ (73)

Relationship Score



Relationship Data

Likelihood to Recommend



Ease of Business

Ease of Doing Business With

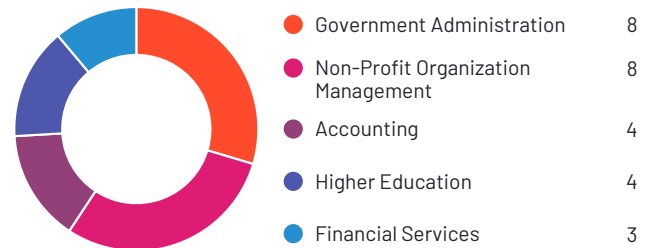


Support

Quality of Support



Top Industries Represented



Ownership
Unit4



HQ Location
Utrecht, Netherlands



Year Founded
1980



Employees (Listed On LinkedIn)
3,517



Company Website
www.unit4.com



Epicor Prophet 21

4.1 ★★★★★ (181)

Relationship Score



Relationship Data

Likelihood to Recommend



Ease of Business

Ease of Doing Business With

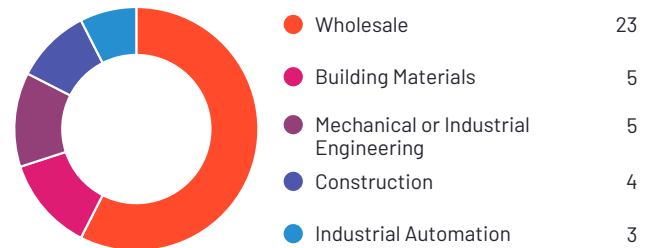


Support

Quality of Support



Top Industries Represented



Ownership
Epicor



HQ Location
Austin, TX



Year Founded
1972



Employees (Listed On LinkedIn)
6,020



Company Website
www.epicor.com

ORACLE

Oracle Fusion Cloud Financials

4.0 ★★★★★ (125)

Relationship Score



Relationship Data

Likelihood to Recommend



Ease of Business

Ease of Doing Business With

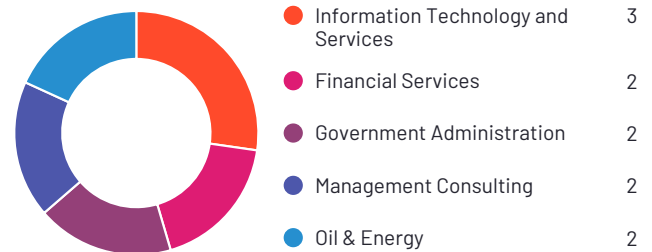


Support

Quality of Support



Top Industries Represented



Ownership
Oracle



HQ Location
Austin, TX



Year Founded
1977



Employees (Listed On LinkedIn)
199,501



Company Website
www.oracle.com



Plex Smart Manufacturing Platform

3.9 ★★★★★ (72)

Relationship Score



Relationship Data

Likelihood to Recommend



Ease of Business

Ease of Doing Business With




Support

Quality of Support



Top Industries Represented



Ownership
Rockwell Automation



HQ Location
Milwaukee, WI



Year Founded
1903



Employees (Listed On LinkedIn)
21,027



Company Website
rockwellautomation.com



Infor LN

3.9 ★★★★★ (90)

Relationship Score



Relationship Data

Likelihood to Recommend



Ease of Business

Ease of Doing Business With

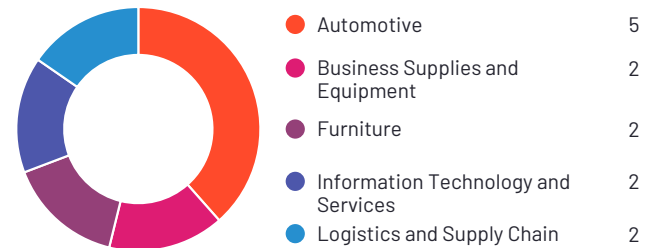


Support

Quality of Support



Top Industries Represented



Ownership
Infor



HQ Location
New York



Year Founded
2002



Employees (Listed
On LinkedIn)
21,882



Company Website
www.infor.com



Epicor Eclipse

4.1 ★★★★★ (64)

Relationship Score



Relationship Data

Likelihood to Recommend



Ease of Business

Ease of Doing Business With

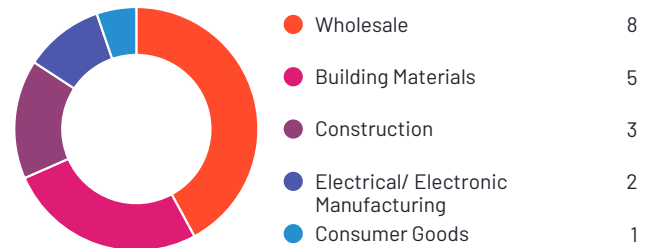


Support

Quality of Support



Top Industries Represented



Ownership
Epicor



HQ Location
Austin, TX



Year Founded
1972



Employees (Listed On LinkedIn)
6,020



Company Website
www.epicor.com



ERPNext

4.2 ★★★★★ (46)

Relationship Score



Relationship Data

Likelihood to Recommend



Ease of Business

Ease of Doing Business With




Support

Quality of Support



Top Industries Represented



Ownership

Frappe Technologies
Private LimitedHQ Location
Mumbai, IndiaYear Founded
2008Employees (Listed
On LinkedIn)
215Company Website
erpnext.com



Priority ERP

4.1 ★★★★★ (30)

Relationship Score



Relationship Data

Likelihood to Recommend



Ease of Business

Ease of Doing Business With

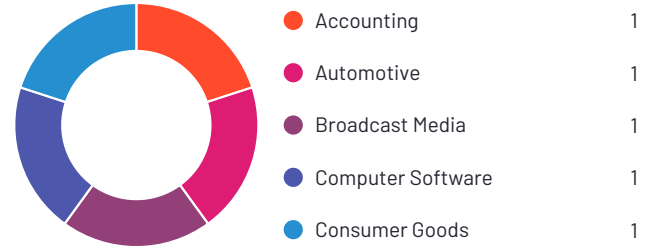


Support

Quality of Support



Top Industries Represented



Ownership
Priority Software



HQ Location
Rosh HaAyin, Israel



Year Founded
1986



**Employees (Listed
On LinkedIn)**
402



Company Website
priority-software.com

Relationship Index Methodology

Relationship Index Inclusion Criteria

Products included in the Mid-Market Relationship Index for ERP Systems | Fall 2025 have received a minimum of 10 reviews and 5 responses for each of the relationship-related questions featured in our survey by August 12, 2025. Inviting other users, such as colleagues and peers, to join G2 and share authentic product reviews will accelerate this process and encourage the inclusion of additional products.

Segmented Index Scoring Methodology

When viewing an Index report by segment size, the same Index scoring methodology applies. However, the review data used is only from reviewers who are employed by a company within a particular company segment.

G2 uses the following definitions for company segments:

- ▶ Small-Business Review: A review from someone who works at a company with 50 or fewer employees
- ▶ Mid-Market Review: A review from someone who works at a company with 51-1,000 employees
- ▶ Enterprise Review: A review from someone who works at a company with 1,001+ employees

Relationship Scoring Methodology

G2 rates products and sellers based on reviews gathered from our user community, as well as data aggregated from online sources and social networks. We apply a unique, patent-pending algorithm to this data to calculate the product's Relationship score. The Mid-Market Relationship Index for ERP Systems | Fall 2025 report is based off of scores calculated using the G2 relationship algorithm v1.0 from data collected through August 12, 2025. The Relationship score is affected by the following (in order of importance):

- ▶ Customers' reported ease of doing business with the seller based on reviews by G2 users
- ▶ Customers' satisfaction with the product's quality of support based on reviews by G2 users
- ▶ Customers' likelihood to recommend each product based on reviews by G2 users
- ▶ The number of reviews received on G2; buyers trust a product with more reviews, and a greater number of reviews indicates a more representative and accurate reflection of the customer experience.

(ERP Systems Relationship Index Mid-Market Methodology continues on next page)

Relationship Index Methodology (continued)

Categorization Methodology

Please visit G2's [categorization methodology](#) page to learn more about how products are categorized. For more in-depth information about how we refer to different types of software, please view our [list of standard definitions](#).

Trust

Keeping our ratings unbiased is our top priority. We require the use of a LinkedIn account or verified business email address to validate a G2 user's identity and employer. We also validate users by partnering with sellers and organizations to securely authenticate users through select platforms. We do not allow users to review their current or former employers' products, or those of their employers' competitors. Additionally, all reviews are manually checked by our team after our algorithm filters out reviews that don't meet our submission requirements. All reviews must pass our moderation process before they are published.

G2 may occasionally offer incentives for honest reviews to help us gather a full and accurate data set. These incentives are offered as thank-yous for approved reviews. Incentives are never conditioned upon the substance of the review, positive or negative. Each such incentivized review is disclosed with an "Incentivized Review" banner.