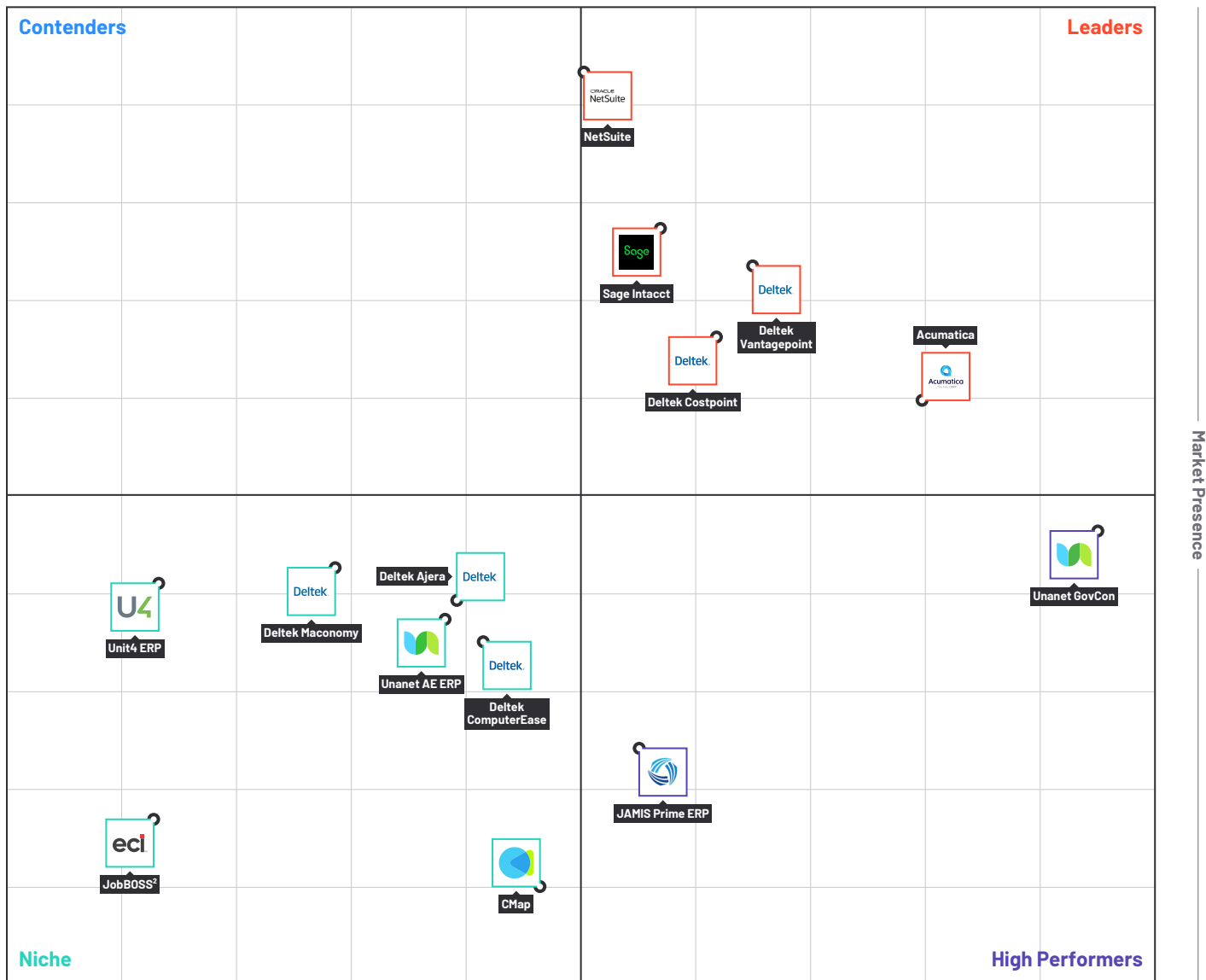


# Mid-Market Grid<sup>®</sup> Report for Project-Based ERP | Fall 2025



## Project-Based ERP Software



G2 Grid<sup>®</sup> Scoring

Satisfaction

(Project-Based ERP Software continues on next page)

# Project-Based ERP Software (continued)

## Project-Based ERP Software Definition

Project-based enterprise resource planning (ERP) systems provide an end-to-end business solution for all company departments that generate revenue by conducting complex projects. These systems contain modules that address financial management, project and resource planning, sales and marketing, as well as project risk and governance. By recording all project-related information, companies gain visibility into the type of projects that are the most profitable. Industries utilizing a project-based ERP system include engineering, construction, and government contractors. Project-based ERP systems require precise tracking of the profitability of each project and portfolio. This type of software is used mainly by members of the project management office department, such as project and program managers or analysts.

There are two major types of project-based ERP solutions:

- ▶ Focused best-of-breed software, which focuses exclusively on project-based industries.
- ▶ Broader ERP systems that provide features for project-based companies combined with functionality for manufacturing or distribution.

While product-based businesses generally utilize [ERP systems](#), project-centric manufacturers use a project-based ERP system to better plan and monitor operations. This type of software should not be confused with [project management software](#), which only focuses on projects and does not provide features for operations. These systems may also integrate with [CRM software](#) and [human resource management systems](#).

To qualify for inclusion in the Project-Based ERP category, a product must:

- ▶ Include functionality for project, program, and portfolio management
- ▶ Provide an end-to-end solution for all project-based work of a company
- ▶ Track and record resources and costs on a project and portfolio level
- ▶ Deliver front office (sales and marketing) and back office (procurement) features
- ▶ Manage suppliers, subcontractors, contracts, as well as bids and RFPs
- ▶ Support project-accounting features as well as time and expense tracking
- ▶ Integrate with or provide modules for HR, workforce management, or payroll

## Mid-Market Project-Based ERP Grid® Scoring Description

Products shown on the Mid-Market Grid® for Project-Based ERP have received a minimum of 10 reviews/ratings in data gathered by August 12, 2025. Products are ranked by customer satisfaction (based on user reviews) and market presence (based on market share, seller size, and social impact) and placed into four categories on the Grid®:

- ▶ Products in the Leader quadrant are rated highly by G2 users and have substantial Market Presence scores. Leaders include: [NetSuite](#), [Acumatica](#), [Deltek Vantagepoint](#), [Sage Intacct](#), and [Deltek Costpoint](#)
- ▶ High Performing products have high customer Satisfaction scores and low Market Presence compared to the rest of the category. High Performers include: [Unanet GovCon](#) and [JAMIS Prime ERP](#)
- ▶ Contender products have relatively low customer Satisfaction scores and high Market Presence compared to the rest of the category. While they may have positive reviews, they do not have enough reviews to validate those ratings.
- ▶ Niche products have relatively low Satisfaction scores and low Market Presence compared to the rest of the category. While they may have positive reviews, they do not have enough reviews to validate those ratings. Niche products include: [Deltek Ajera](#), [Deltek ComputerEase](#), [Unanet AE ERP](#), [Deltek Maconomy](#), [CMap](#), [Unit4 ERP](#), and [JobBOSS<sup>2</sup>](#)



# Grid® Scores for Mid-Market Project-Based ERP Software

The table below shows the Satisfaction and Market Presence scores that determine product placement on the Mid-Market Grid®. To learn more about each of the products, please see the profile section.

## Leaders

	# of Reviews	Satisfaction	Market Presence	G2 Score
NetSuite	237	50	98	74
Acumatica	235	82	61	71
Deltek Vantagepoint	277	66	76	71
Sage Intacct	173	57	80	69
Deltek Costpoint	218	63	68	65

## High Performers

Unanet GovCon	402	98	46	72
JAMIS Prime ERP	79	55	21	38

## Niche

Deltek Ajera	28	39	38	38
Deltek ComputerEase	17	41	33	37
Unanet AE ERP	133	37	36	37
Deltek Maconomy	21	27	42	34
CMap	25	46	5	26
Unit4 ERP	12	11	40	25
JobBOSS <sup>2</sup>	11	10	13	12

\* Products are ordered by G2 Score. Satisfaction score is used as a tiebreaker if two products have the same G2 Score.



# Grid® Methodology

## Grid® Rating Methodology

The Grid® represents the democratic voice of real software users, rather than the subjective opinion of one analyst. G2 rates products from the Project-Based ERP category algorithmically based on data sourced from product reviews shared by G2 users and data sourced from third parties.

Technology buyers can use the Grid® to help them quickly select the best products for their businesses and to find peers with similar experiences. For sellers, media, investors, and analysts, the Grid® provides benchmarks for product comparison and market trend analysis.

## Segmented Grid® Scoring Methodology

When viewing a Grid® by segment size, the same Grid® scoring methodology applies. However, the review data used is only from reviewers who are employed by a company within a particular company segment.

G2 uses the following definitions for company segments:

- ▶ Small-Business Review: A review from someone who works at a company with 50 or fewer employees
- ▶ Mid-Market Review: A review from someone who works at a company with 51-1,000 employees
- ▶ Enterprise Review: A review from someone who works at a company with 1,001+ employees

## Grid® Scoring Methodology

The Grid® Report for Project-Based ERP | Fall 2025 is based on reviews collected through August 12, 2025. We apply unique algorithms to this data to calculate Satisfaction (v4.0) and Market Presence (v7.0) scores for the Fall 2025 report quarter. To view the Project-Based ERP Grid® with the most recent data, please visit the [Project-Based ERP](#) page. For more details on Grid® Scoring, please view the [G2 Scoring Methodology here](#).

## Grid® Categorization Methodology

Making G2 research relevant and easy for people to use as they evaluate and select business software products is one of our most important goals. In support of that goal, organizing products and software companies in a well-defined structure that makes capturing, evaluating, and displaying reviews and other research in an orderly manner is a critical part of the research process.

To manage the process of categorizing the software products and the related reviews in the G2 community, G2 follows a publicly available [categorization methodology](#). All products appearing on the Grid® have passed through G2's categorization methodology and meet G2's category standards.

Many terms that appear regularly across G2 and are used to aid in product categorization warrant a definition to facilitate buyer understanding. These terms may be included within reviews from the G2 community or in executive summaries for products included on the Grid®. A [list of standard definitions](#) is available to G2 users to eliminate confusion and ease the buying process.

*(Grid® Methodology continues on next page)*

\*\*Net Promoter, Net Promoter System, Net Promoter Score, NPS and the NPS-related emoticons are registered trademarks of Bain & Company, Inc., Fred Reichheld and Satmetrix Systems, Inc.



# Grid® Methodology (continued)

## Rating Changes and Dynamics

The ratings in this report are based on a snapshot of the user reviews and third-party data collected by G2 up through August 12, 2025. The ratings may change as the products are further developed, the sellers grow, and as additional opinions are shared by users. G2 updates the ratings on its website in real time as additional data is received, and this report will be updated as significant data is received. By improving their products and support and/or by having more satisfied customer voices heard, Contenders may become Leaders and Niche sellers may become High Performers.

## Trust

Keeping our ratings unbiased is our top priority. G2 follows defined community guidelines to ensure privacy, and authenticity for users and reviews. For more details, please view the [G2 Community Guidelines here](#).

## Grid® Inclusion Criteria

All products in a G2 category that have at least 10 reviews from real users of the product are included on the Grid®. Inviting other users, such as colleagues and peers, to join G2 and share authentic product reviews will accelerate this process.

If a product is not yet listed on G2 and it fits the market definition above, then users are encouraged to [suggest its addition](#) to our [Project-Based ERP category](#).

## Product Profiles

Product profiles and detailed charts are included for products with 10 or more reviews.



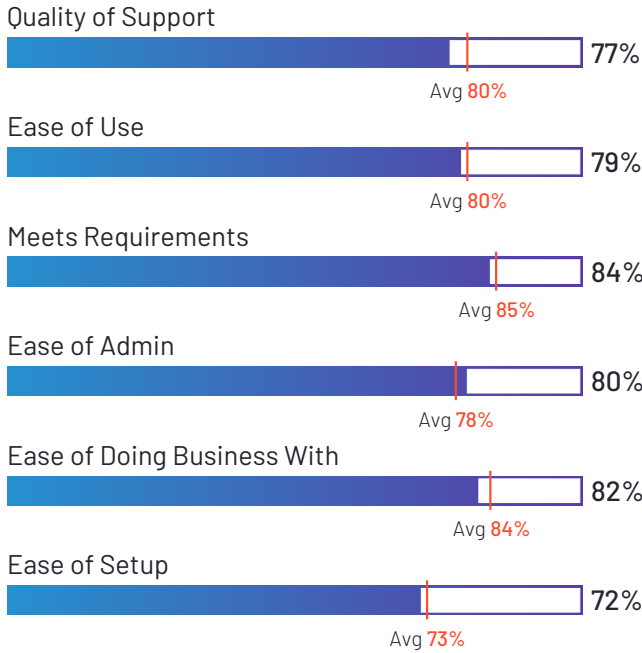
# NetSuite

4.1 ★★★★★ (3,994)



NetSuite has been named a Leader based on receiving a high customer Satisfaction score and having a large Market Presence. NetSuite has the largest Market Presence among products in Project-Based ERP. 83% of users rated it 4 or 5 stars, 78% of users believe it is headed in the right direction, and users said they would be likely to recommend NetSuite at a rate of 81%. NetSuite is also in the UKG Marketplace, Distribution ERP, Discrete ERP, Subscription Billing, Revenue Management, ERP Systems, Nonprofit Accounting, Donor Management, Nonprofit CRM, Core HR, CRM, Billing, Accounting, E-Commerce Platforms, and Field Service Management categories.

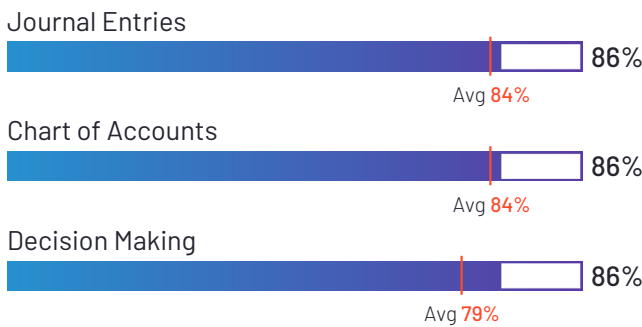
## Satisfaction Ratings



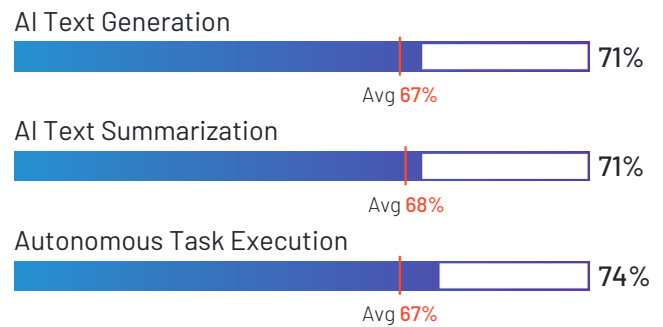
## Top Industries Represented



## Highest-Rated Features



## Lowest-Rated Features



**Ownership**  
Oracle



**HQ Location**  
Austin, TX



**Year Founded**  
1977



**Employees (Listed On LinkedIn)**  
199,501



**Company Website**  
[www.oracle.com](http://www.oracle.com)



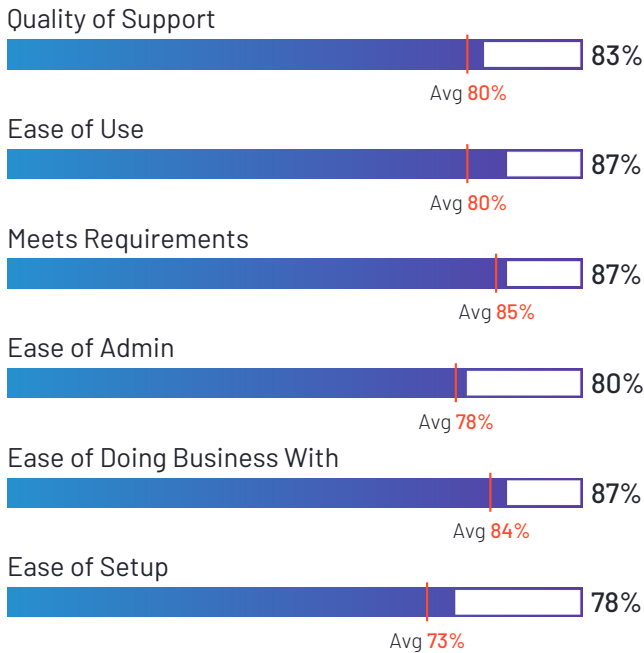
# Acumatica

4.5 ★★★★★ (1,562)

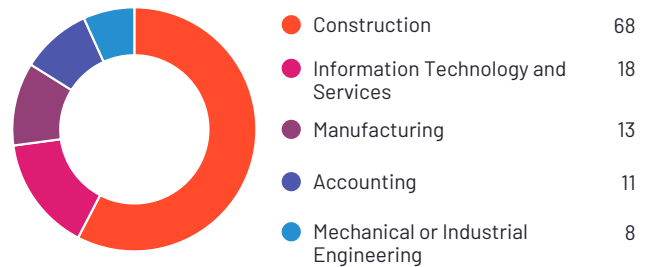


Acumatica has been named a Leader based on receiving a high customer Satisfaction score and having a large Market Presence. 95% of users rated it 4 or 5 stars, 95% of users believe it is headed in the right direction, and users said they would be likely to recommend Acumatica at a rate of 89%. Acumatica is also in the Advanced Planning and Scheduling (APS), Distribution ERP, Discrete ERP, ERP Systems, Accounting, Construction Accounting, and Construction ERP categories.

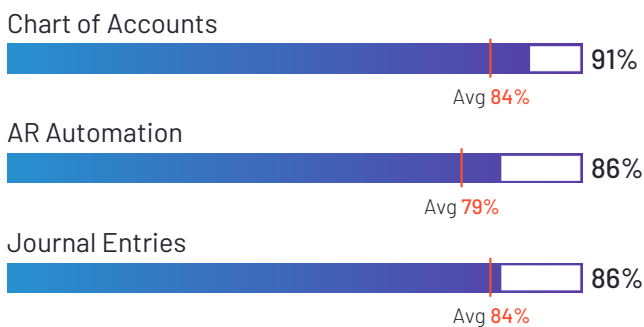
## Satisfaction Ratings



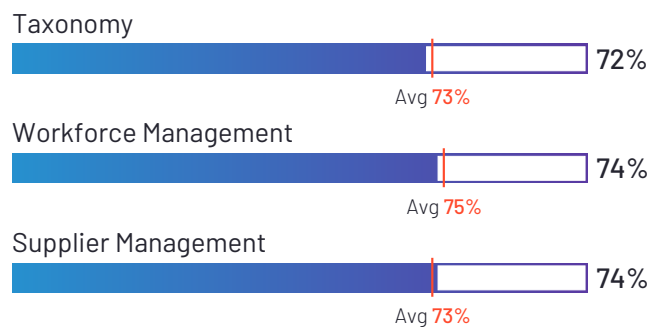
## Top Industries Represented



## Highest-Rated Features



## Lowest-Rated Features



Ownership  
Acumatica



HQ Location  
Bellevue, WA



Year Founded  
2008



Employees (Listed  
On LinkedIn)  
653



Company Website  
[acumatica.com](http://acumatica.com)



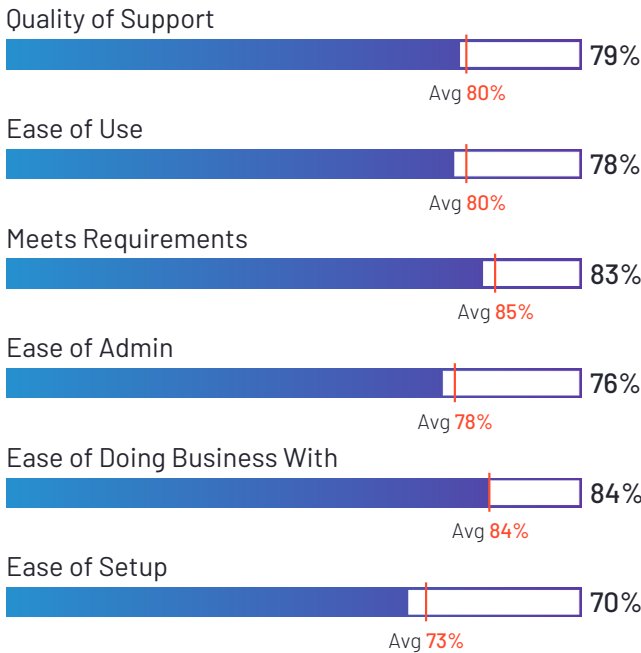
# Deltek Vantagepoint

4.1 ★★★★★ (494)



Deltek Vantagepoint has been named a Leader based on receiving a high customer Satisfaction score and having a large Market Presence. 87% of users rated it 4 or 5 stars, 85% of users believe it is headed in the right direction, and users said they would be likely to recommend Deltek Vantagepoint at a rate of 81%. Deltek Vantagepoint is also in the Professional Services Automation and Construction CRM categories.

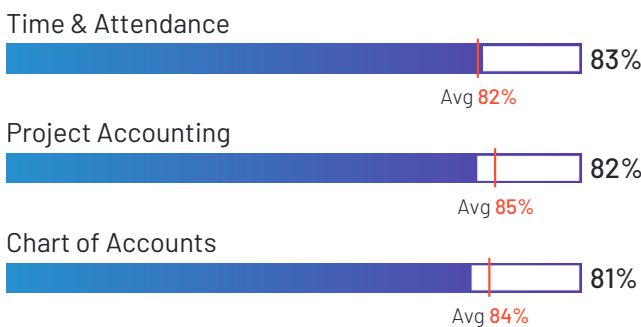
## Satisfaction Ratings



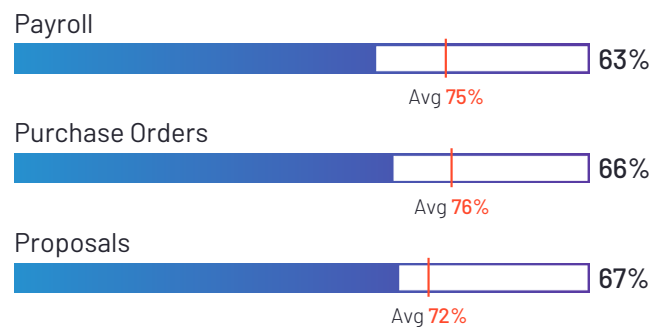
## Top Industries Represented



## Highest-Rated Features



## Lowest-Rated Features



Ownership  
Deltek



HQ Location  
Herndon, VA



Year Founded  
1983



Employees (Listed  
On LinkedIn)  
4,867



Company Website  
[www.deltek.com](http://www.deltek.com)



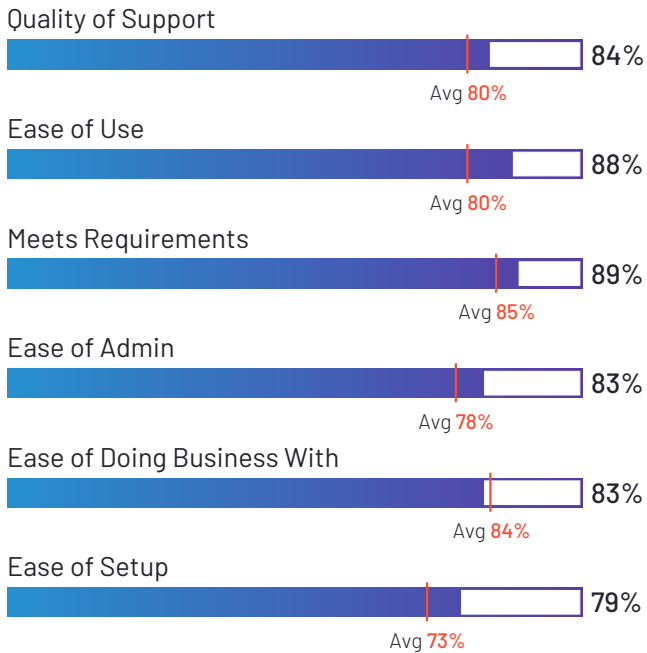
# Sage Intacct

4.3 ★★★★★ (3,828)

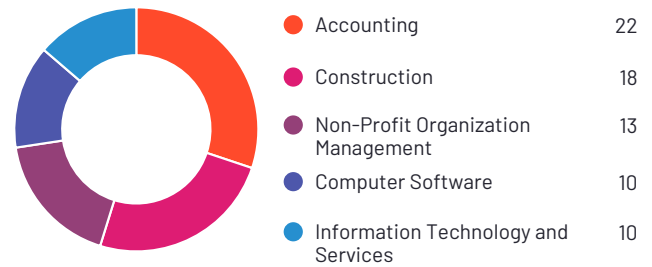


Sage Intacct has been named a Leader based on receiving a high customer Satisfaction score and having a large Market Presence. 94% of users rated it 4 or 5 stars, 90% of users believe it is headed in the right direction, and users said they would be likely to recommend Sage Intacct at a rate of 88%. Sage Intacct is also in the Subscription Billing, Revenue Management, Subscription Revenue Management, AP Automation, ERP Systems, Nonprofit Accounting, Subscription Management, Accounting, and Construction Accounting categories.

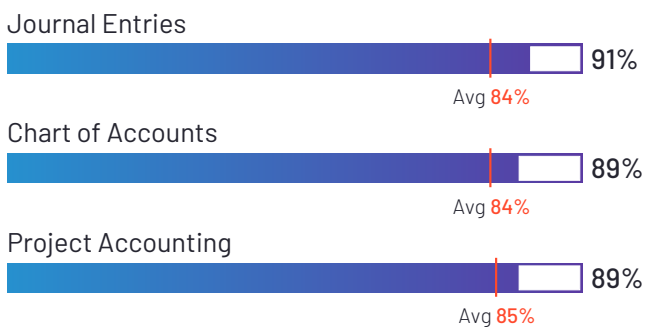
## Satisfaction Ratings



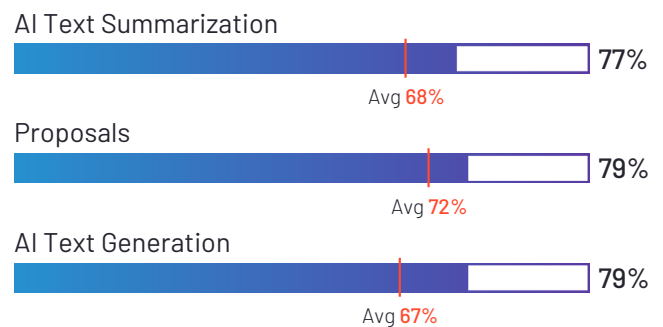
## Top Industries Represented



## Highest-Rated Features



## Lowest-Rated Features



**Ownership**  
Sage Software



**HQ Location**  
Newcastle



**Year Founded**  
1981



**Employees (Listed On LinkedIn)**  
14,473



**Company Website**  
[www.sage.com](http://www.sage.com)



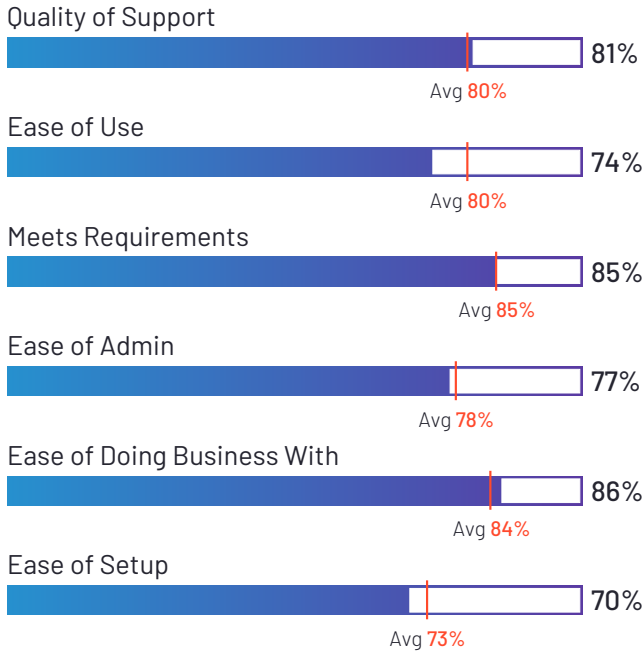
# Deltek Costpoint

4.2 ★★★★★ (529)



Deltek Costpoint has been named a Leader based on receiving a high customer Satisfaction score and having a large Market Presence. 88% of users rated it 4 or 5 stars, 85% of users believe it is headed in the right direction, and users said they would be likely to recommend Deltek Costpoint at a rate of 83%. Deltek Costpoint is also in the ERP Systems category.

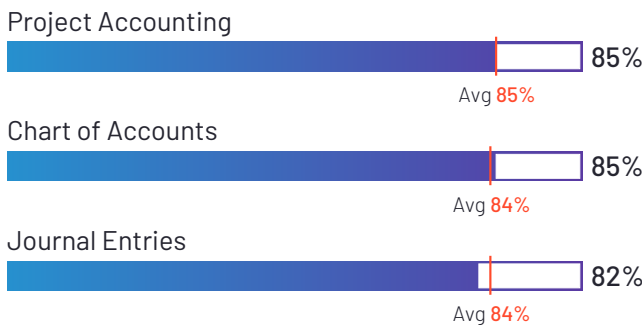
## Satisfaction Ratings



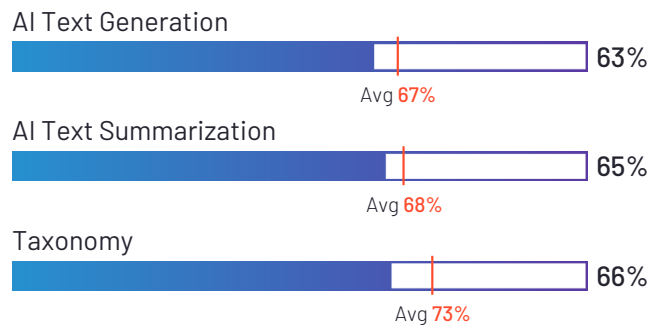
## Top Industries Represented



## Highest-Rated Features



## Lowest-Rated Features



**Ownership**  
Deltek



**HQ Location**  
Herndon, VA



**Year Founded**  
1983



**Employees (Listed On LinkedIn)**  
4,867



**Company Website**  
[www.deltek.com](http://www.deltek.com)



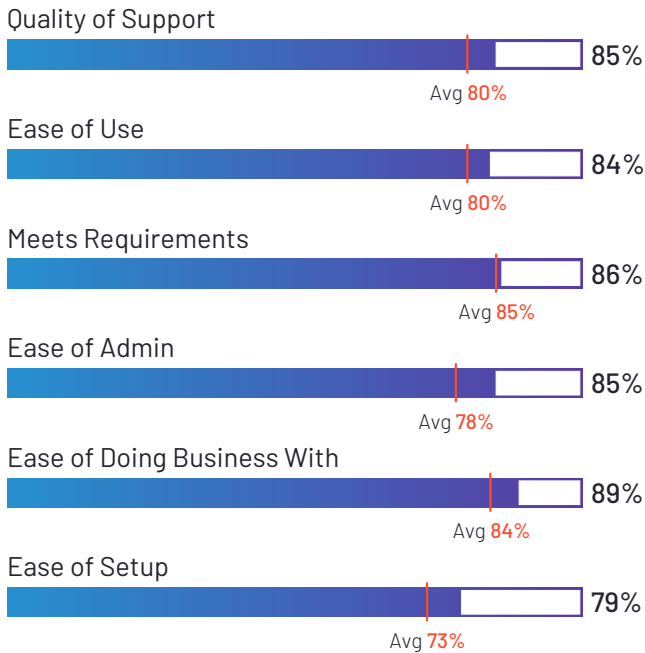
# Unanet GovCon

4.4 ★★★★★ (582)

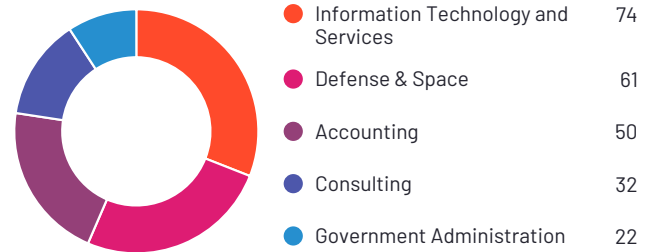


Unanet GovCon has been named a High Performer product based on having high customer Satisfaction scores and a low Market Presence compared to the rest of the category. Unanet GovCon received the highest Satisfaction score among products in Project-Based ERP. 91% of users rated it 4 or 5 stars, 82% of users believe it is headed in the right direction, and users said they would be likely to recommend Unanet GovCon at a rate of 87%.

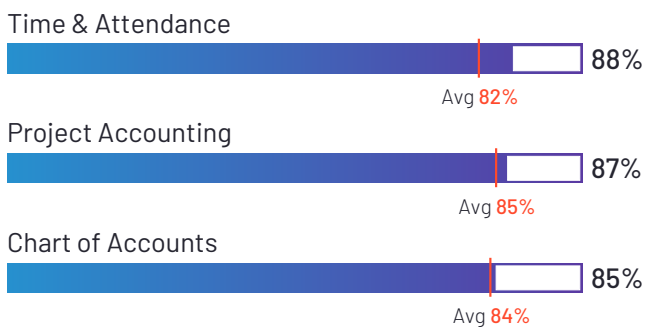
## Satisfaction Ratings



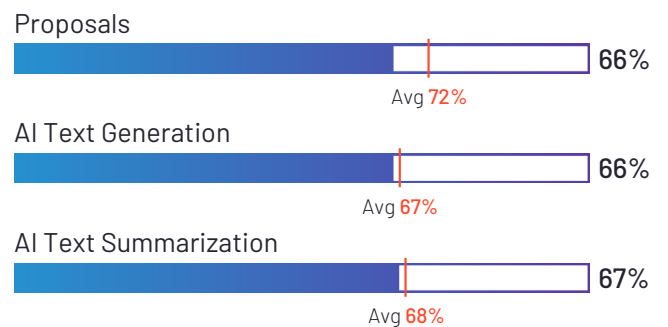
## Top Industries Represented



## Highest-Rated Features



## Lowest-Rated Features



**Ownership**  
Unanet



**HQ Location**  
Dulles, VA



**Year Founded**  
1988



**Employees (Listed On LinkedIn)**  
461



**Company Website**  
[www.unanet.com](http://www.unanet.com)



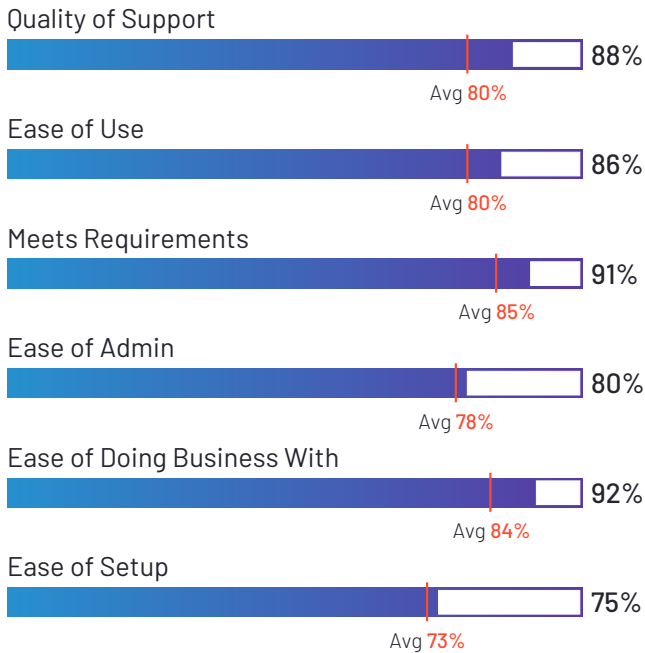
# JAMIS Prime ERP

4.5 ★★★★★ (110)

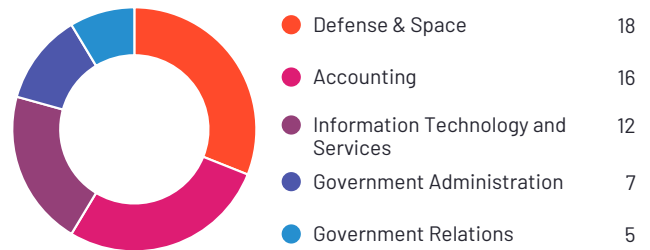


JAMIS Prime ERP has been named a High Performer product based on having high customer Satisfaction scores and a low Market Presence compared to the rest of the category. 99% of users rated it 4 or 5 stars, 94% of users believe it is headed in the right direction, and users said they would be likely to recommend JAMIS Prime ERP at a rate of 90%. JAMIS Prime ERP is also in the ERP Systems category.

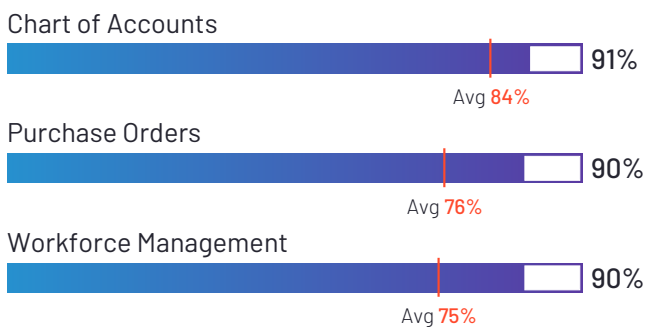
## Satisfaction Ratings



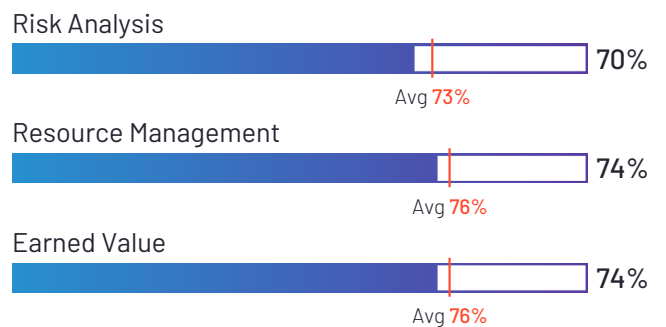
## Top Industries Represented



## Highest-Rated Features



## Lowest-Rated Features



**Ownership**  
JAMIS Software



**HQ Location**  
San Diego, CA



**Year Founded**  
1987



**Employees (Listed On LinkedIn)**  
89



**Company Website**  
[jamis.com](https://jamis.com)

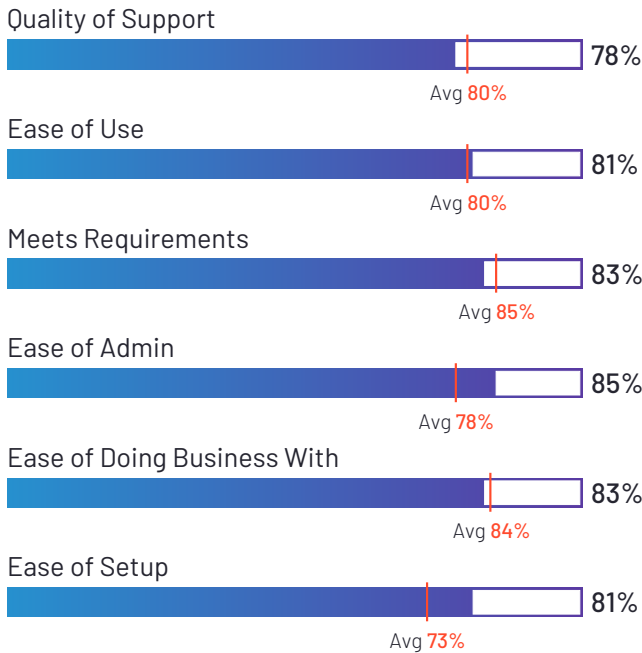


# Deltek Ajera


4.0 ★★★★★ (149)

Deltek Ajera has been named a Niche product based on having a relatively low Satisfaction score and low Market Presence compared to the rest of the category. While they may have positive reviews, they do not have enough reviews to validate those ratings. 89% of users rated it 4 or 5 stars, 72% of users believe it is headed in the right direction, and users said they would be likely to recommend Deltek Ajera at a rate of 83%. Deltek Ajera is also in the Expense Management and Accounting categories.

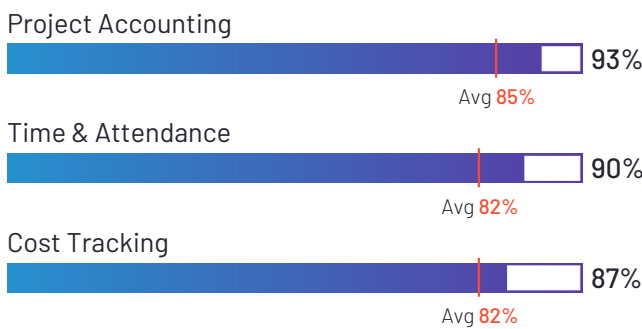
## Satisfaction Ratings



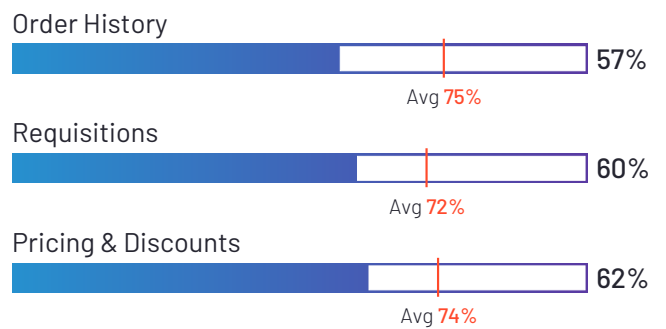
## Top Industries Represented



## Highest-Rated Features



## Lowest-Rated Features



Ownership  
Deltek



HQ Location  
Herndon, VA



Year Founded  
1983



Employees (Listed  
On LinkedIn)  
4,867



Company Website  
[www.deltek.com](http://www.deltek.com)

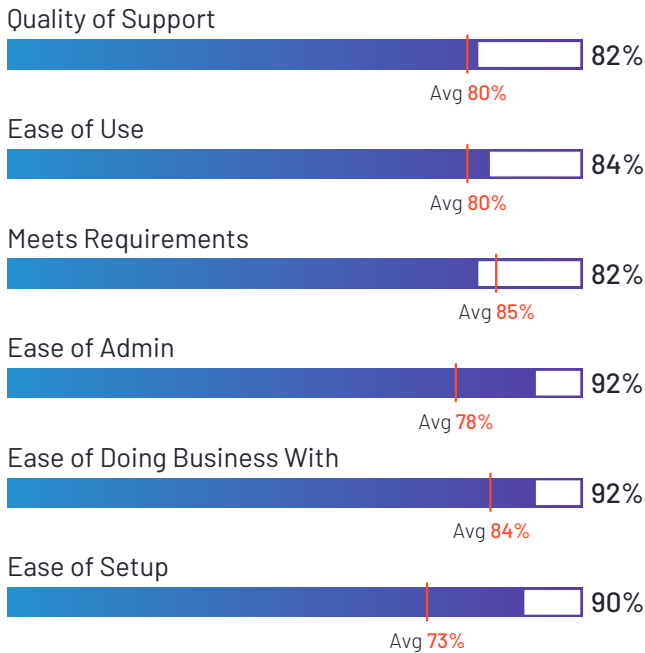


# Deltek ComputerEase

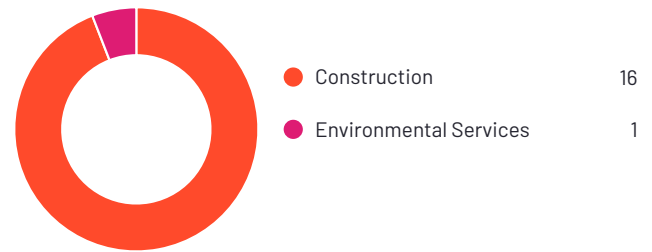
4.2 ★★★★★ (216)

Deltek ComputerEase has been named a Niche product based on having a relatively low Satisfaction score and low Market Presence compared to the rest of the category. While they may have positive reviews, they do not have enough reviews to validate those ratings. 82% of users rated it 4 or 5 stars, 59% of users believe it is headed in the right direction, and users said they would be likely to recommend Deltek ComputerEase at a rate of 83%. Deltek ComputerEase is also in the Construction Accounting and Construction Project Management categories.

## Satisfaction Ratings



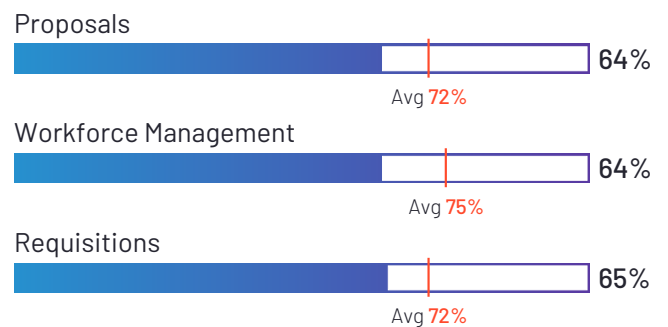
## Top Industries Represented



## Highest-Rated Features



## Lowest-Rated Features



**Ownership**  
Deltek



**HQ Location**  
Herndon, VA



**Year Founded**  
1983



**Employees (Listed On LinkedIn)**  
4,867



**Company Website**  
[www.deltek.com](http://www.deltek.com)

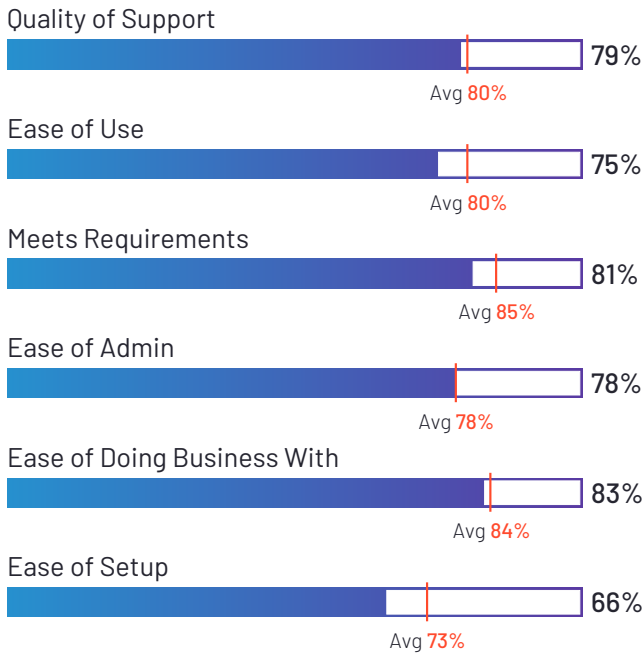


# Unanet AE ERP

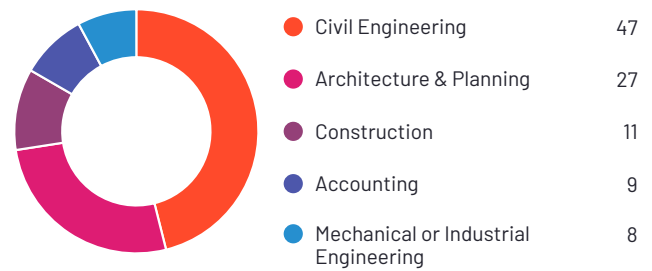
4.1 ★★★★★☆ (239)

Unanet AE ERP has been named a Niche product based on having a relatively low Satisfaction score and low Market Presence compared to the rest of the category. While they may have positive reviews, they do not have enough reviews to validate those ratings. 81% of users rated it 4 or 5 stars, 72% of users believe it is headed in the right direction, and users said they would be likely to recommend Unanet AE ERP at a rate of 79%.

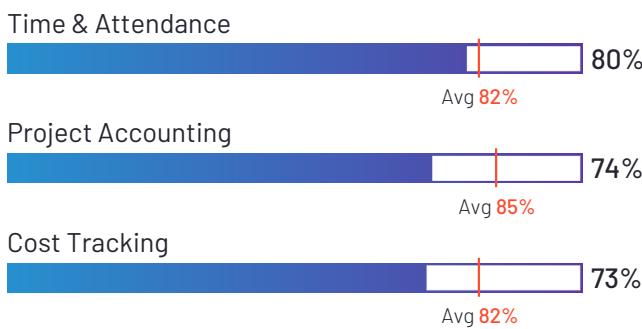
## Satisfaction Ratings



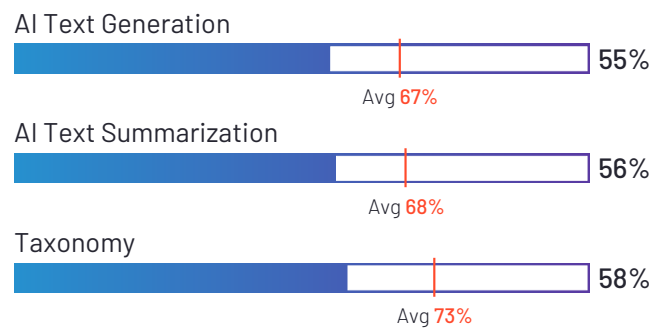
## Top Industries Represented



## Highest-Rated Features



## Lowest-Rated Features



Ownership  
Unanet



HQ Location  
Dulles, VA



Year Founded  
1988



Employees (Listed  
On LinkedIn)  
461



Company Website  
[www.unanet.com](http://www.unanet.com)

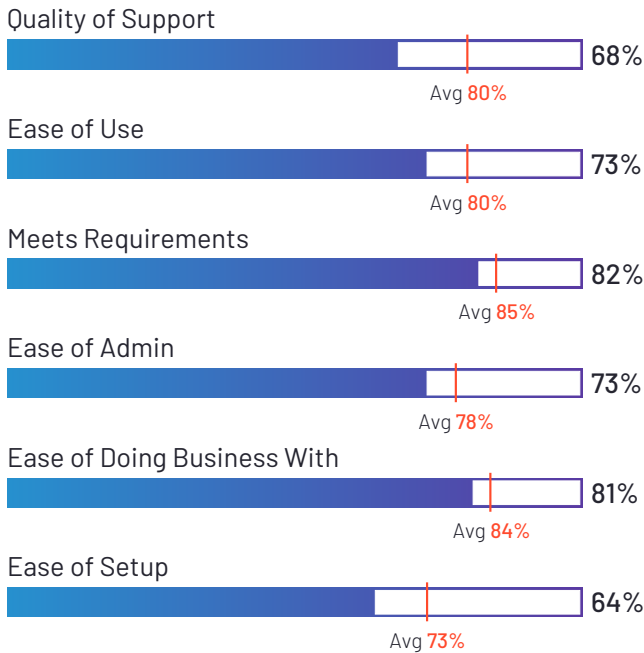


# Deltek Maconomy

3.3 ★★★★★ (66)

Deltek Maconomy has been named a Niche product based on having a relatively low Satisfaction score and low Market Presence compared to the rest of the category. While they may have positive reviews, they do not have enough reviews to validate those ratings. 62% of users rated it 4 or 5 stars, 80% of users believe it is headed in the right direction, and users said they would be likely to recommend Deltek Maconomy at a rate of 69%. Deltek Maconomy is also in the Accounting category.

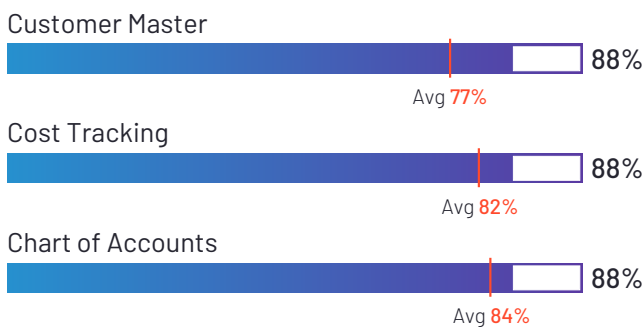
## Satisfaction Ratings



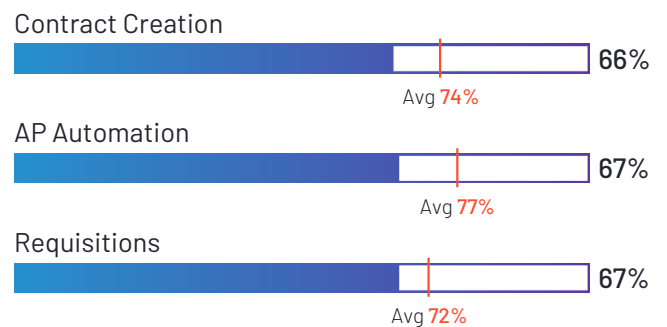
## Top Industries Represented



## Highest-Rated Features



## Lowest-Rated Features



**Ownership**  
Deltek



**HQ Location**  
Herndon, VA



**Year Founded**  
1983



**Employees (Listed On LinkedIn)**  
4,867



**Company Website**  
[www.deltek.com](http://www.deltek.com)

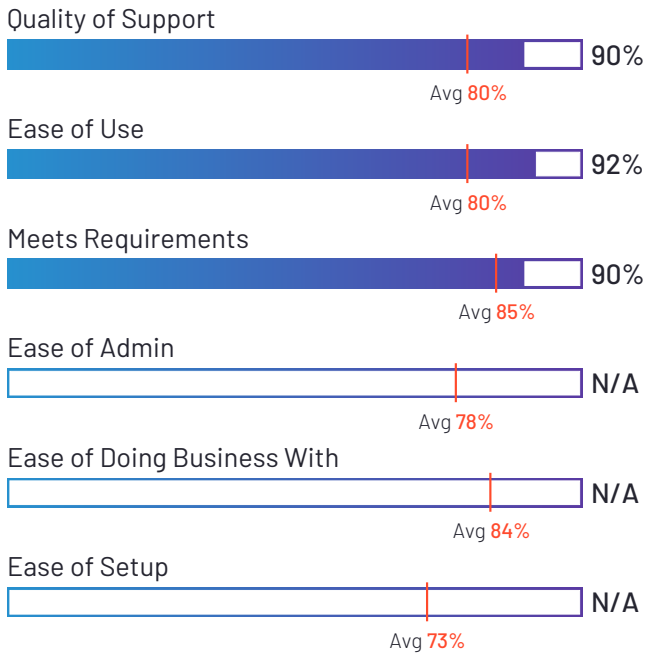


# CMap

4.5 ★★★★★ (95)

CMap has been named a Niche product based on having a relatively low Satisfaction score and low Market Presence compared to the rest of the category. While they may have positive reviews, they do not have enough reviews to validate those ratings. 100% of users rated it 4 or 5 stars, 81% of users believe it is headed in the right direction, and users said they would be likely to recommend CMap at a rate of 91%. CMap is also in the Professional Services Automation, Resource Management, and Time Tracking categories.

## Satisfaction Ratings

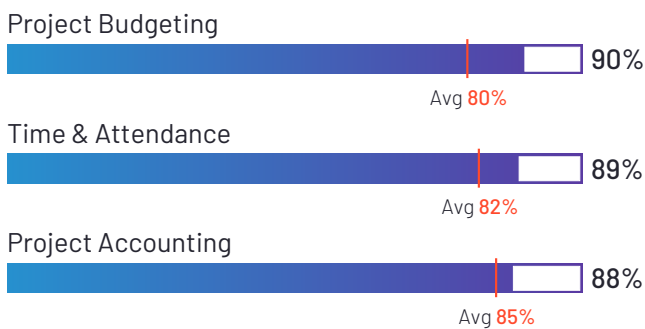


## Top Industries Represented

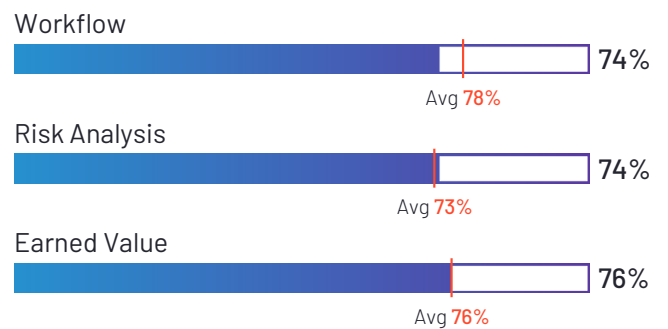


\*N/A is displayed when fewer than five responses were received for the question.

## Highest-Rated Features



## Lowest-Rated Features



**Ownership**  
CMap Software Ltd



**HQ Location**  
Alderley Edge, GB



**Year Founded**  
2000



**Employees (Listed On LinkedIn)**  
205



**Company Website**  
[www.cmap.io](http://www.cmap.io)

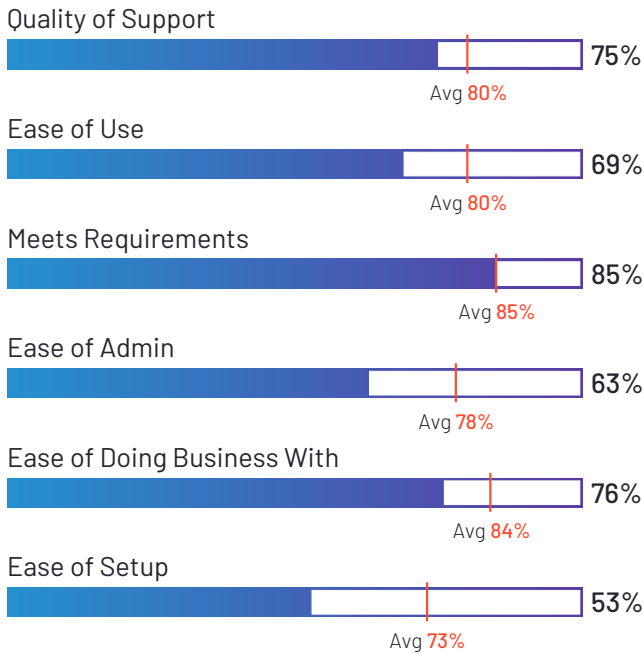


# Unit4 ERP

3.7 ★★★★★ (73)

Unit4 ERP has been named a Niche product based on having a relatively low Satisfaction score and low Market Presence compared to the rest of the category. While they may have positive reviews, they do not have enough reviews to validate those ratings. 75% of users rated it 4 or 5 stars, 67% of users believe it is headed in the right direction, and users said they would be likely to recommend Unit4 ERP at a rate of 80%. Unit4 ERP is also in the ERP Systems category.

## Satisfaction Ratings



## Top Industries Represented



**Ownership**  
Unit4



**HQ Location**  
Utrecht, Netherlands



**Year Founded**  
1980



**Employees (Listed On LinkedIn)**  
3,517



**Company Website**  
[www.unit4.com](http://www.unit4.com)

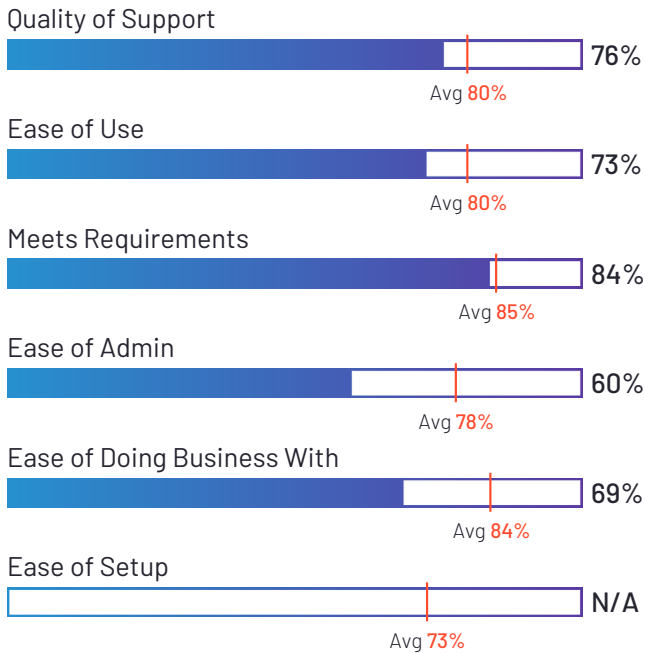


# JobBOSS<sup>2</sup>


3.8 ★★★★★☆ (56)

JobBOSS<sup>2</sup> has been named a Niche product based on having a relatively low Satisfaction score and low Market Presence compared to the rest of the category. While they may have positive reviews, they do not have enough reviews to validate those ratings. 82% of users rated it 4 or 5 stars, 56% of users believe it is headed in the right direction, and users said they would be likely to recommend JobBOSS<sup>2</sup> at a rate of 76%. JobBOSS<sup>2</sup> is also in the Job Shop Management and Discrete ERP categories.

## Satisfaction Ratings



## Top Industries Represented



\*N/A is displayed when fewer than five responses were received for the question.

<p><b>Ownership</b> ECI Software Solutions</p>	<p><b>HQ Location</b> Westlake, US</p>	<p><b>Year Founded</b> 1999</p>	<p><b>Employees (Listed On LinkedIn)</b> 1,630</p>	<p><b>Company Website</b> <a href="https://ecisolutions.com">ecisolutions.com</a></p>
--	--	-------------------------------------	--	---



# Satisfaction Ratings for Project-Based ERP

G2 reviewers rated software sellers ability to satisfy their needs as shown in the table below.

	Satisfaction		Satisfaction by Category						Net Promoter Score (NPS)
	Likelihood to Recommend	Product Going in Right Direction?	Meets Requirements	Ease of Admin	Ease of Doing Business With	Quality of Support	Ease of Setup	Ease of Use	
<b>NetSuite</b>	81%	78%	84%	80%	82%	77%	72%	79%	33
<b>Acumatica</b>	89%	95%	87%	80%	87%	83%	78%	87%	68
<b>Deltek Vantagepoint</b>	81%	85%	83%	76%	84%	79%	70%	78%	30
<b>Sage Intacct</b>	88%	90%	89%	83%	83%	84%	79%	88%	61
<b>Deltek Costpoint</b>	83%	85%	85%	77%	86%	81%	70%	74%	39
<b>Unanet GovCon</b>	87%	82%	86%	85%	89%	85%	79%	84%	50
<b>JAMIS Prime ERP</b>	90%	94%	91%	80%	92%	88%	75%	86%	67
<b>Deltek Ajera</b>	83%	72%	83%	85%	83%	78%	81%	81%	42
<b>Deltek ComputerEase</b>	83%	59%	82%	92%	92%	82%	90%	84%	35
<b>Unanet AE ERP</b>	79%	72%	81%	78%	83%	79%	66%	75%	21
<b>Deltek Maconomy</b>	69%	80%	82%	73%	81%	68%	64%	73%	-4
<b>CMap</b>	91%	81%	90%	N/A	N/A	90%	N/A	92%	68
<b>Unit4 ERP</b>	80%	67%	85%	63%	76%	75%	53%	69%	25
<b>JobBOSS<sup>2</sup></b>	76%	56%	84%	60%	69%	76%	N/A	73%	27
<b>Average</b>	83%	78%	85%	78%	84%	80%	73%	80%	40

\*N/A is displayed when fewer than five responses were received for the question.

\*\*Net Promoter Score ranges from -100 to +100



# Feature Comparison for Project-Based ERP

G2 users have evaluated the following products by feature. Feature ratings are representative of reviewers overall satisfaction with each feature and do not necessarily take into account the breadth of individual product features. The results are shown below.

## Accounting

	Chart of Accounts	AP Automation	AR Automation	Journal Entries	Tags & Dimensions	Cash Management	Project Accounting	Fixed Assets	Payment Batches	Payments Scheduling	Payment Settlements	Payment Methods
NetSuite	86%	80%	79%	86%	82%	81%	79%	80%	80%	79%	78%	81%
Acumatica	91%	84%	86%	86%	81%	85%	85%	81%	83%	84%	82%	85%
Deltek Vantagepoint	81%	75%		78%	74%	77%	82%	70%	78%		74%	78%
Sage Intacct	89%	86%	86%	91%	88%	88%	89%	86%	87%	86%	86%	88%
Deltek Costpoint	85%	78%	77%	82%	71%	80%	85%	75%	74%	74%	76%	77%
Unanet GovCon	85%	77%	78%	82%	74%	78%	87%	74%	74%	73%	77%	81%
JAMIS Prime ERP	91%	88%	88%	88%	83%	86%	90%	81%	89%	87%	85%	89%
Deltek Ajera	79%	79%	79%	84%	74%	79%	93%	76%	77%	79%	71%	80%
Deltek ComputerEase	81%	77%	76%	80%	73%	71%	86%	81%	79%	76%	79%	83%
Unanet AE ERP	72%	62%	69%	73%	61%	65%	74%	64%	70%	67%	67%	69%
Deltek Maconomy	88%	67%	71%	88%	84%	69%	86%	83%	81%	76%	78%	80%
CMap							88%					
Unit4 ERP	N/A	N/A	N/A	N/A	N/A	N/A	N/A	N/A	N/A	N/A	N/A	N/A
JobBOSS <sup>2</sup>	N/A	N/A	N/A	N/A	N/A	N/A	N/A	N/A	N/A	N/A	N/A	N/A
Average	84%	77%	79%	84%	77%	78%	85%	77%	79%	78%	77%	81%

(Feature Comparison for Project-Based ERP continues on next page)

\*N/A is displayed when fewer than five responses were received for the question.

\*\*A blank box indicates that a seller has selected that they do not offer that feature.

# Feature Comparison for Project-Based ERP (continued)

G2 users have evaluated the following products by feature. Feature ratings are representative of reviewers overall satisfaction with each feature and do not necessarily take into account the breadth of individual product features. The results are shown below.

## Project Management

	Project Maps	Baselining / KPIs	Project Budgeting	Workflow	Cost Tracking	Risk Analysis	Resource Management
NetSuite	78%	79%	79%	80%	77%	77%	78%
Acumatica	81%	82%	82%	81%	84%	79%	79%
Deltek Vantagepoint	76%	74%	77%	79%	78%	72%	75%
Sage Intacct	84%	84%	85%	84%	84%	83%	84%
Deltek Costpoint	80%	71%	74%	73%	79%	71%	72%
Unanet GovCon	80%	71%	81%	76%	85%	71%	78%
JAMIS Prime ERP	86%	78%	78%	86%	86%	70%	74%
Deltek Ajera	74%	69%	86%	79%	87%	78%	82%
Deltek ComputerEase	70%	68%	76%	75%	81%	66%	69%
Unanet AE ERP	66%	64%	72%	67%	73%	60%	64%
Deltek Maconomy	71%	86%	80%	80%	88%	80%	76%
CMap	81%	77%	90%	74%	86%	74%	80%
Unit4 ERP	N/A	N/A	N/A	N/A	N/A	N/A	N/A
JobBOSS <sup>2</sup>				N/A			
<b>Average</b>	77%	75%	80%	78%	82%	73%	76%

(Feature Comparison for Project-Based ERP continues on next page)

\*N/A is displayed when fewer than five responses were received for the question.

\*\*A blank box indicates that a seller has selected that they do not offer that feature.



# Feature Comparison for Project-Based ERP (continued)

G2 users have evaluated the following products by feature. Feature ratings are representative of reviewers overall satisfaction with each feature and do not necessarily take into account the breadth of individual product features. The results are shown below.

## Sales & Marketing

	Customer Master	Order History	Credit Limits	Pricing & Discounts	Proposals
NetSuite	82%	80%	80%	77%	80%
Acumatica	83%	83%	83%	83%	78%
Deltek Vantagepoint	76%				67%
Sage Intacct	85%	83%	84%	83%	79%
Deltek Costpoint	73%	73%	68%	67%	69%
Unanet GovCon	73%	71%	70%	69%	66%
JAMIS Prime ERP	88%	87%	88%	86%	83%
Deltek Ajera	65%	57%	83%	62%	71%
Deltek ComputerEase	69%	73%	74%	66%	64%
Unanet AE ERP	65%	61%	61%	61%	62%
Deltek Maconomy	88%	80%	86%	77%	71%
CMap	N/A	N/A		83%	N/A
Unit4 ERP					
JobBOSS <sup>2</sup>	N/A	N/A	N/A	N/A	N/A
<b>Average</b>	<b>77%</b>	<b>75%</b>	<b>78%</b>	<b>74%</b>	<b>72%</b>

(Feature Comparison for Project-Based ERP continues on next page)

\*N/A is displayed when fewer than five responses were received for the question.

\*\*A blank box indicates that a seller has selected that they do not offer that feature.

# Feature Comparison for Project-Based ERP (continued)

G2 users have evaluated the following products by feature. Feature ratings are representative of reviewers overall satisfaction with each feature and do not necessarily take into account the breadth of individual product features. The results are shown below.

## HR

	Payroll	Workforce Management	Time & Attendance
NetSuite	76%	78%	76%
Acumatica	77%	74%	80%
Deltek Vantagepoint	63%	70%	83%
Sage Intacct	82%	80%	84%
Deltek Costpoint	74%	74%	80%
Unanet GovCon	76%	76%	88%
JAMIS Prime ERP	87%	90%	88%
Deltek Ajera	74%	71%	90%
Deltek ComputerEase	79%	64%	66%
Unanet AE ERP	67%	65%	80%
Deltek Maconomy	71%	71%	82%
CMap		84%	89%
Unit4 ERP	N/A	N/A	N/A
JobBOSS <sup>2</sup>	N/A	N/A	N/A
<b>Average</b>	75%	75%	82%

(Feature Comparison for Project-Based ERP continues on next page)

\*N/A is displayed when fewer than five responses were received for the question.

\*\*A blank box indicates that a seller has selected that they do not offer that feature.

# Feature Comparison for Project-Based ERP (continued)

G2 users have evaluated the following products by feature. Feature ratings are representative of reviewers overall satisfaction with each feature and do not necessarily take into account the breadth of individual product features. The results are shown below.

## Procurement

	Requisitions	Purchase Orders	Subcontractor Management	Project Procurement	Supplier Management
NetSuite	81%	82%	74%	76%	76%
Acumatica	75%	83%	77%	78%	74%
Deltek Vantagepoint	69%	66%	71%	71%	68%
Sage Intacct	84%	85%	82%	82%	82%
Deltek Costpoint	74%	76%	72%	76%	70%
Unanet GovCon	69%	71%	71%	76%	67%
JAMIS Prime ERP	90%	90%	84%	79%	81%
Deltek Ajera	60%	66%	83%	71%	N/A
Deltek ComputerEase	65%	76%	75%	76%	71%
Unanet AE ERP	63%	60%	60%	63%	59%
Deltek Maconomy	67%	80%	69%	74%	79%
CMap		N/A	N/A	N/A	N/A
Unit4 ERP	N/A	N/A	N/A	N/A	N/A
JobBOSS <sup>2</sup>	N/A	N/A	N/A	N/A	N/A
<b>Average</b>	72%	76%	74%	75%	73%

(Feature Comparison for Project-Based ERP continues on next page)

\*N/A is displayed when fewer than five responses were received for the question.

\*\*A blank box indicates that a seller has selected that they do not offer that feature.

# Feature Comparison for Project-Based ERP (continued)

G2 users have evaluated the following products by feature. Feature ratings are representative of reviewers overall satisfaction with each feature and do not necessarily take into account the breadth of individual product features. The results are shown below.

## Content Management

	Document Management	Collaboration	Taxonomy	Contract Creation	Subcontracts	Costs
NetSuite	83%	78%	80%	78%	80%	81%
Acumatica	78%	78%	72%	80%	80%	82%
Deltek Vantagepoint	75%	72%			72%	79%
Sage Intacct	85%	82%	83%	81%	82%	85%
Deltek Costpoint	68%	69%	66%	71%	72%	78%
Unanet GovCon	70%	67%	68%	72%	71%	80%
JAMIS Prime ERP	81%	87%	78%	88%	83%	88%
Deltek Ajera	71%	N/A	N/A	N/A	N/A	N/A
Deltek ComputerEase	74%	70%	71%	70%	76%	82%
Unanet AE ERP	67%	63%	58%	61%	61%	65%
Deltek Maconomy	71%	71%	83%	66%	71%	83%
<b>CMap</b>						
Unit4 ERP				N/A	N/A	N/A
JobBOSS <sup>2</sup>	N/A	N/A	N/A	N/A	N/A	N/A
<b>Average</b>	75%	74%	73%	74%	75%	80%

(Feature Comparison for Project-Based ERP continues on next page)

\*N/A is displayed when fewer than five responses were received for the question.

\*\*A blank box indicates that a seller has selected that they do not offer that feature.

# Feature Comparison for Project-Based ERP (continued)

G2 users have evaluated the following products by feature. Feature ratings are representative of reviewers overall satisfaction with each feature and do not necessarily take into account the breadth of individual product features. The results are shown below.

## Analytics

	Earned Value	Project Optimization	ROI and Forecasting
NetSuite	82%	79%	78%
Acumatica	84%	81%	79%
Deltek Vantagepoint	77%	76%	73%
Sage Intacct	82%	82%	81%
Deltek Costpoint	69%	73%	69%
Unanet GovCon	74%	76%	74%
JAMIS Prime ERP	74%	81%	81%
Deltek Ajera	74%	74%	63%
Deltek ComputerEase	71%	71%	68%
Unanet AE ERP	66%	66%	59%
Deltek Maconomy	80%	76%	83%
CMap	76%	81%	77%
Unit4 ERP	N/A		
JobBOSS <sup>2</sup>	N/A	N/A	N/A
<b>Average</b>	76%	76%	74%

(Feature Comparison for Project-Based ERP continues on next page)

\*N/A is displayed when fewer than five responses were received for the question.

\*\*A blank box indicates that a seller has selected that they do not offer that feature.

# Feature Comparison for Project-Based ERP (continued)

G2 users have evaluated the following products by feature. Feature ratings are representative of reviewers overall satisfaction with each feature and do not necessarily take into account the breadth of individual product features. The results are shown below.

## Generative AI

	AI Text Generation	AI Text Summarization
NetSuite	71%	71%
Acumatica	N/A	N/A
Deltek Vantagepoint	68%	74%
Sage Intacct	79%	77%
Deltek Costpoint	63%	65%
Unanet GovCon	66%	67%
JAMIS Prime ERP	N/A	N/A
Deltek Ajera	N/A	N/A
Deltek ComputerEase	67%	65%
Unanet AE ERP	55%	56%
Deltek Maconomy	N/A	N/A
CMap	N/A	N/A
Unit4 ERP	N/A	N/A
JobBOSS <sup>2</sup>		
<b>Average</b>	67%	68%

\*N/A is displayed when fewer than five responses were received for the question.

\*\*A blank box indicates that a seller has selected that they do not offer that feature.

# Additional Data for Project-Based ERP

The table below highlights implementation and deployment data as indicated in real user reviews on G2.

## Implementation

	Deployment		Implementation Time	Implementation Method				Number of Users Purchased	Contract Term
	Cloud	On-Premises	Avg. Months to Go Live	In-House Team	Seller Services Team	Third-Party Consultant	Don't know	Median Number of Users Bought	Avg. Contract Term (Months)
<b>NetSuite</b>	79%	21%	6.8	33%	25%	30%	12%	75	24
<b>Acumatica</b>	86%	14%	7.2	19%	28%	46%	7%	75	18
<b>Deltek Vantagepoint</b>	68%	33%	6.0	39%	22%	29%	9%	175	24
<b>Sage Intacct</b>	100%	0%	6.2	26%	14%	57%	2%	37	16
<b>Deltek Costpoint</b>	64%	36%	5.6	25%	10%	45%	19%	175	30
<b>Unanet GovCon</b>	75%	25%	4.8	21%	36%	18%	25%	175	19
<b>JAMIS Prime ERP</b>	79%	21%	5.7	47%	9%	25%	19%	175	21
<b>Deltek Ajera</b>	64%	36%	3.6	57%	14%	0%	29%	75	19
<b>Deltek ComputerEase</b>	50%	50%	5.1	44%	33%	0%	22%	37	18
<b>Unanet AE ERP</b>	75%	25%	6.8	41%	21%	21%	18%	175	19
<b>Deltek Maconomy</b>	73%	27%	7.5	13%	63%	0%	25%	375	28
<b>CMap</b>	N/A	N/A	N/A	N/A	N/A	N/A	N/A	N/A	N/A
<b>Unit4 ERP</b>	14%	86%	10.2	50%	38%	0%	13%	N/A	N/A
<b>JobBOSS<sup>2</sup></b>	20%	80%	N/A	80%	0%	0%	20%	N/A	N/A

(Additional Data for Project-Based ERP continues on next page)

\*N/A is displayed when data is not publicly available.

# Additional Data for Project-Based ERP (continued)

The table below highlights the average user adoption of each product as indicated in real user reviews on G2.

## User Adoption and Return on Investment (ROI)

	User Adoption	Payback Period
	Average User Adoption	Estimated ROI (payback period in months)
NetSuite	72%	18
Acumatica	71%	16
Deltek Vantagepoint	71%	17
Sage Intacct	78%	30
Deltek Costpoint	80%	22
Unanet GovCon	87%	16
JAMIS Prime ERP	92%	21
Deltek Ajera	83%	17
Deltek ComputerEase	94%	17
Unanet AE ERP	80%	17
Deltek Maconomy	80%	N/A
CMap	N/A	N/A
Unit4 ERP	92%	N/A
JobBOSS <sup>2</sup>	87%	N/A
<b>Average</b>	<b>82%</b>	<b>19</b>

(Additional Data for Project-Based ERP continues on next page)

\*N/A is displayed when data is not publicly available.



## Additional Data for Project-Based ERP (continued)

The table below highlights third-party market presence data used to inform the G2's Market Presence Score that highlights each products impact and influence in the category.

### Market Presence

	Seller Name	Year Founded	Employees on LinkedIn (Seller)	LinkedIn Followers
<b>NetSuite</b>	Oracle	1977	199,501	10,383,354
<b>Acumatica</b>	Acumatica	2008	653	89,679
<b>Deltek Vantagepoint</b>	Deltek	1983	4,867	231,102
<b>Sage Intacct</b>	Sage Software	1981	14,473	550,768
<b>Deltek Costpoint</b>	Deltek	1983	4,867	231,102
<b>Unanet GovCon</b>	Unanet	1988	461	12,242
<b>JAMIS Prime ERP</b>	JAMIS Software	1987	89	7,397
<b>Deltek Ajera</b>	Deltek	1983	4,867	231,102
<b>Deltek ComputerEase</b>	Deltek	1983	4,867	231,102
<b>Unanet AE ERP</b>	Unanet	1988	461	12,242
<b>Deltek Maconomy</b>	Deltek	1983	4,867	231,102
<b>CMap</b>	CMap Software Ltd	2000	205	3,404
<b>Unit4 ERP</b>	Unit4	1980	3,517	230,345
<b>JobBOSS<sup>2</sup></b>	ECI Software Solutions	1999	1,630	31,725

\*N/A is displayed when data is not publicly available.