












Discrete ERP Results Index

Results scores for discrete erp are shown below. The chart highlights some of the factors which contribute to a product's overall Results score. Estimated return on investment, meets requirements, user adoption and likelihood to recommend data is shown in the table below.

	● Likely to Recommend	● Meets Requirements	● Estimated ROI	● Other Factors	Score
 Acumatica					8.06
 OpenPro ERP					8.03
 SAP S/4HANA Cloud					8.02
 MIE Trak Pro					7.94
 NetSuite					7.89
 TallyPrime					7.61
 Orion ERP					7.55
 Microsoft Dynamics 365 Business Central					7.53
 Ramco ERP					7.44
 SAP ByD					7.34
 SAP ECC					7.24












(Discrete ERP Results Index continues on next page)

* Products are ordered by Index score. Products are ordered alphabetically if two or more products have the same Index score.

© 2023 G2, Inc. All rights reserved. No part of this publication may be reproduced or distributed in any form without G2's prior written permission. While the information in this report has been obtained from sources believed to be reliable, G2 disclaims all warranties as to the accuracy, completeness, or adequacy of such information and shall have no liability for errors, omissions, or inadequacies in such information.

Discrete ERP Results Index (continued)

Results scores for discrete erp are shown below. The chart highlights some of the factors which contribute to a product's overall Results score. Estimated return on investment, meets requirements, user adoption and likelihood to recommend data is shown in the table below.

	● Likely to Recommend	● Meets Requirements	● Estimated ROI	● Other Factors	Score
 Genius ERP					7.20
 Odoo ERP					7.20
 Infor SyteLine / Infor CloudSuite Industrial					7.12
 IFS					6.92
 OfficeBooks					6.92
 Kinetic					6.75
 SAP Business One					6.68
 SYSPRO					6.54
 Sage 100cloud					6.51
 Oracle EBS					6.42
 Rootstock					6.32

(Discrete ERP Results Index continues on next page)

* Products are ordered by Index score. Products are ordered alphabetically if two or more products have the same Index score.

Discrete ERP Results Index (continued)

Results scores for discrete erp are shown below. The chart highlights some of the factors which contribute to a product's overall Results score. Estimated return on investment, meets requirements, user adoption and likelihood to recommend data is shown in the table below.

	Likely to Recommend	Meets Requirements	Estimated ROI	Other Factors	Score
Infor M3					6.06
JobBOSS ²					4.22

(Discrete ERP Results Index continues on next page)

* Products are ordered by Index score. Products are ordered alphabetically if two or more products have the same Index score.

Discrete ERP Results Index (continued)

Discrete ERP Market Definition

Discrete ERP software manages most operational and back-office activities of manufacturing companies that produce distinct or individually separated products. Discrete ERP systems are used to plan, manage, and track production activities as well as other related processes such as inventory management, sales, purchasing, or accounting. By using discrete ERP software, manufacturers can identify what needs to be produced based on demand, what raw materials are required for production, and how to create and implement production plans. In addition, discrete ERP tools help manufacturers monitor the quality of the products and deliver them to customers.

Due to its broad scope, discrete ERP software can be used by all departments of a manufacturing company, but it is critical for the production team. For optimal results, discrete ERP solutions should be used by accountants to manage financial transactions, by purchasing managers for fulfillment, or by warehouse managers to manage the inventory of raw materials and finished goods.

Discrete ERP software can be delivered as a standalone solution or as a package combining multiple solutions. Many vendors also provide a core package and additional modules that can be bought separately. This type of software needs to integrate with other enterprise software such as [CRM all-in-one software](#), [supply chain suites](#), [PLM software](#), and [HR management suites](#).

To qualify for inclusion in the Discrete ERP category, a product must:

- ▶ Provide robust accounting features or tight integration with accounting software
- ▶ Include features to create and manage multiple types of bills of materials
- ▶ Create and consolidate purchase orders for raw materials and finished products
- ▶ Capture sales orders from customers and match them with product availability
- ▶ Manage inventory or raw materials and finished products in multiple locations
- ▶ Identify and allocate the equipment and human resources needed for production
- ▶ Create and implement production plans depending on demand and capacity
- ▶ Monitor quality standards for products during production and warehouse storage
- ▶ Provide features to ship products to customers or distributors and track returns
- ▶ Track production and administrative costs per department or activity
- ▶ Include financial reporting and dashboards as well as financial statements

Results Index Description

A product's Results score is calculated by a proprietary algorithm that factors in real-user satisfaction ratings for a number of results-related review questions. Software buyers can compare products in the Discrete ERP category according to their Results scores to streamline the buying process and quickly identify the products that produce the best results based on the experiences of their peers. For sellers, media, investors, and analysts, the Index provides benchmarks for product comparison and market trend analysis.

Badges are awarded to products for: Best Results (highest overall Results score), Best Estimated ROI (based on a combination of estimated time to ROI and time to go live), and Users Most Likely to Recommend (highest likelihood to recommend score).

Products included in the Results Index for Discrete ERP | Winter 2024 have received both a minimum of 10 reviews and 5 responses from real users for each of the results-related questions featured in our review form by November 21, 2023. These ratings may change as the products are further developed, the sellers grow, and as additional opinions are shared by users. A new Results Index report will be issued for this category as significant data is collected.



Acumatica

4.4 ★★★★★ (841)



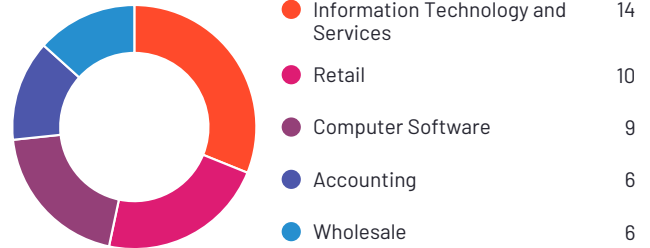
Results Score



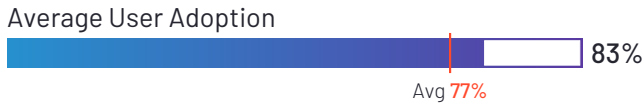
Results Data



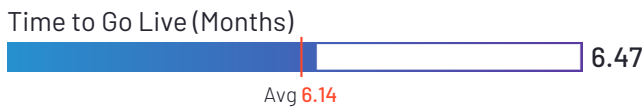
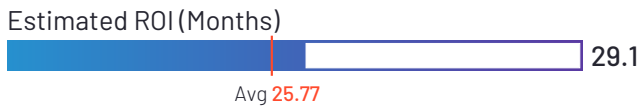
Top Industries Represented



Average User Adoption



ROI Factors



Ownership
Acumatica



HQ Location
Kirkland, Washington



Year Founded
2007



Employees (Listed
On LinkedIn)
511

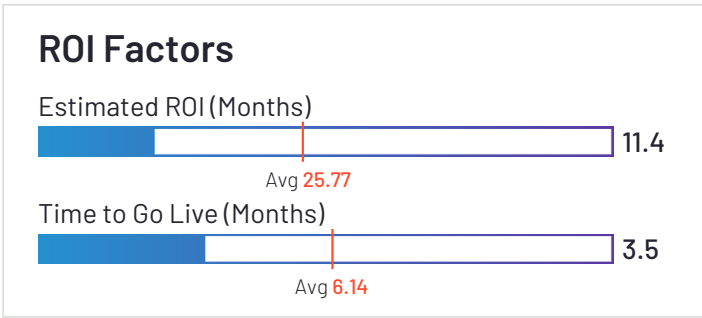
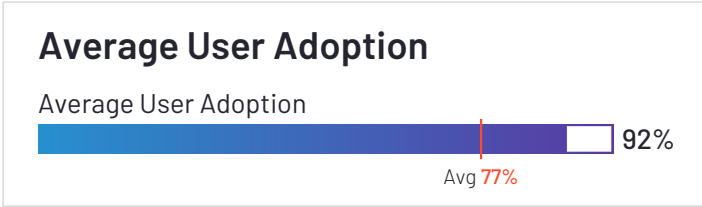
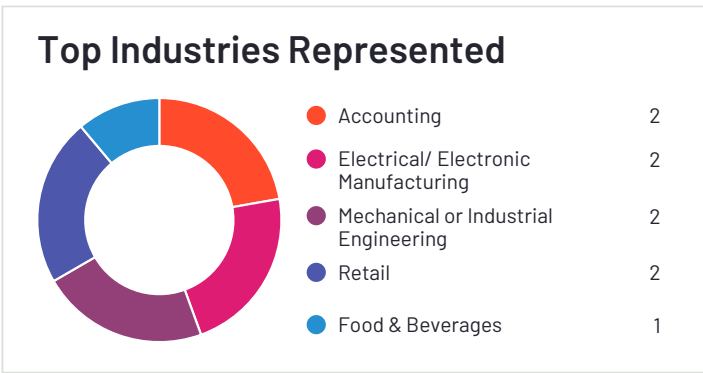
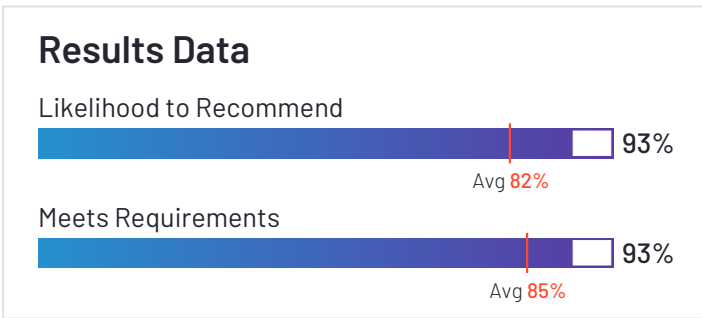
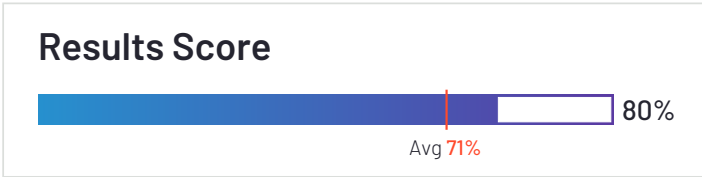


Company Website
acumatica.com



OpenPro ERP

4.6 ★★★★★ (12)



<p>Ownership OpenPro</p>	<p>HQ Location Fountain Valley, CA</p>	<p>Year Founded 1998</p>	<p>Employees (Listed On LinkedIn) 6</p>	<p>Company Website openpro.com</p>
-------------------------------------	---------------------------------------------------	-------------------------------------	----------------------------------------------------	---------------------------------------------------------------------------------



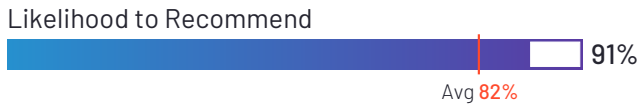
SAP S/4HANA Cloud

4.5 ★★★★★ (674)


Results Score



Results Data



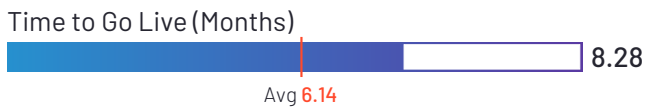
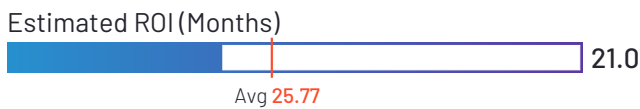
Top Industries Represented



Average User Adoption



ROI Factors



Ownership
SAP



HQ Location
Walldorf



Year Founded
1972



Employees (Listed
On LinkedIn)
109,420

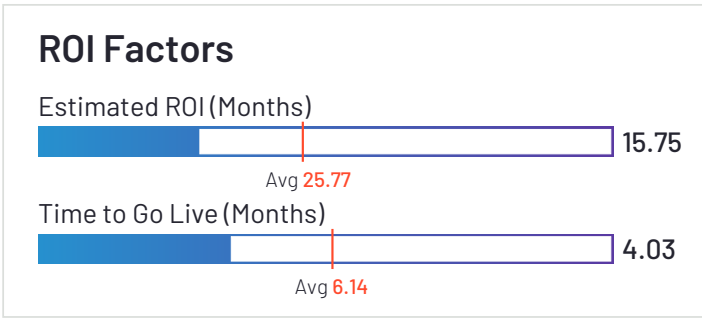
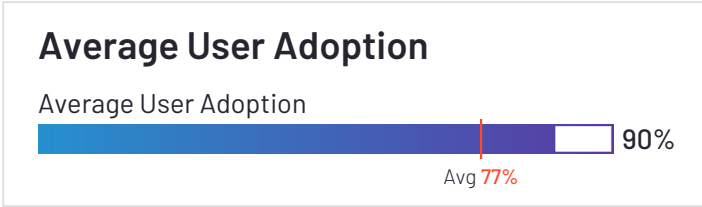
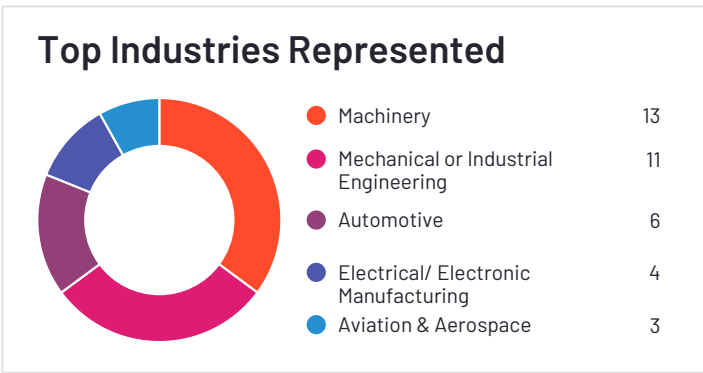
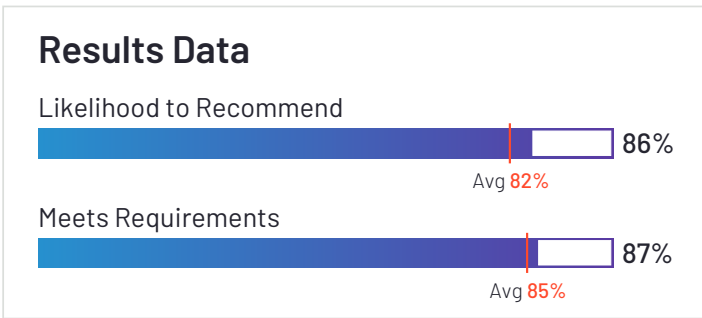
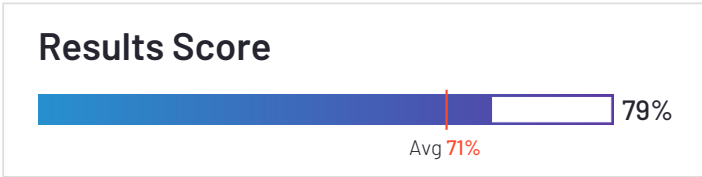


Company Website
www.sap.com



MIE Trak Pro

4.3 ★★★★★ (99)

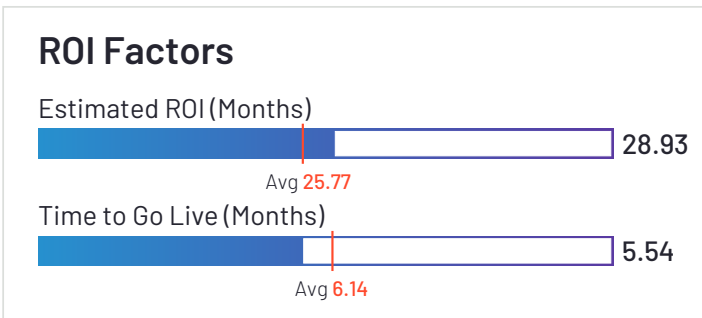
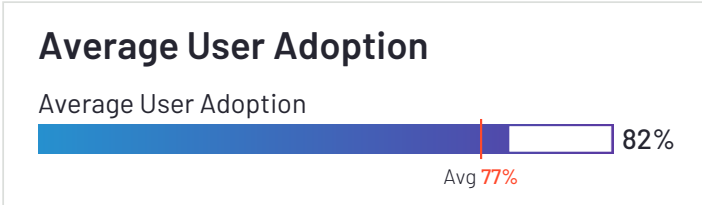
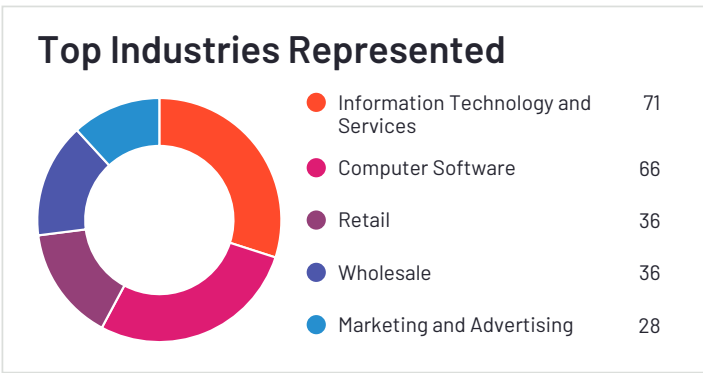
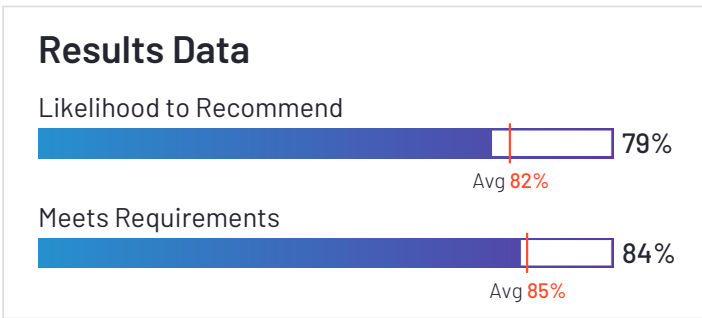
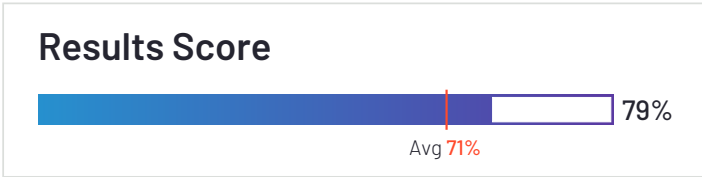


<p>Ownership MIE Solutions</p>	<p>HQ Location Garden Grove, CA</p>	<p>Year Founded 2007</p>	<p>Employees (Listed On LinkedIn) 56</p>	<p>Company Website mie-solutions.com</p>
-------------------------------------------	------------------------------------------------	-------------------------------------	-----------------------------------------------------	--------------------------------------------------------------------------------------------



NetSuite

4.0 ★★★★★ (2,875)



<p>Ownership Oracle</p>	<p>HQ Location Austin, TX</p>	<p>Year Founded 1977</p>	<p>Employees (Listed On LinkedIn) 200,654</p>	<p>Company Website www.oracle.com</p>
------------------------------------	------------------------------------------	-------------------------------------	----------------------------------------------------------	--------------------------------------------------------------------------------------



TallyPrime

4.4 ★★★★★ (227)




Results Score



Results Data



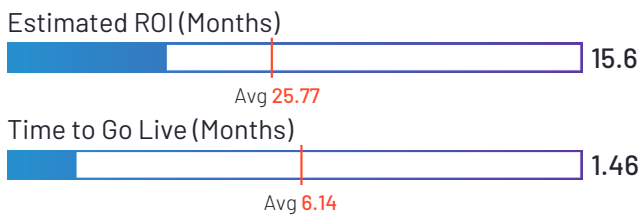
Top Industries Represented



Average User Adoption



ROI Factors



Ownership
Tally Solutions



HQ Location
Bangalore



Year Founded
1986



Employees (Listed On LinkedIn)
3,003

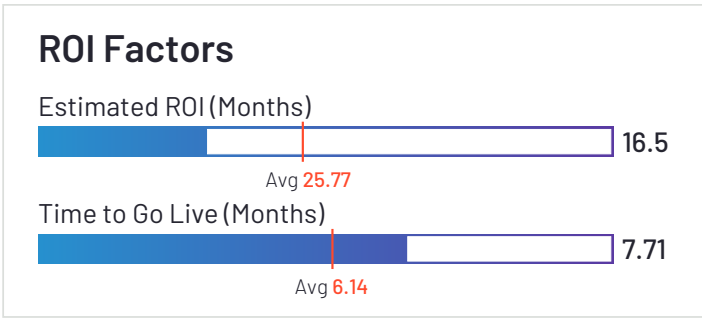
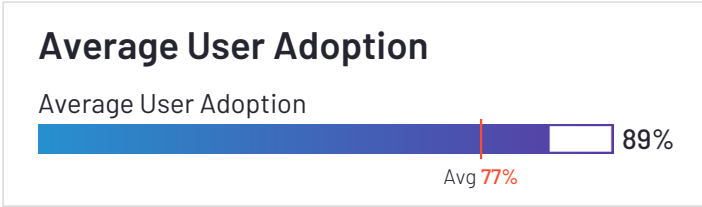
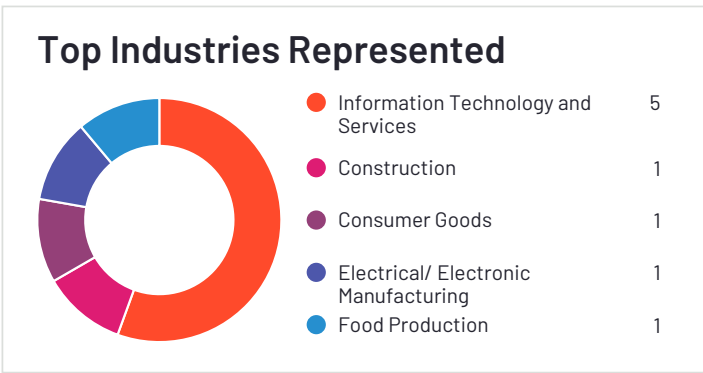
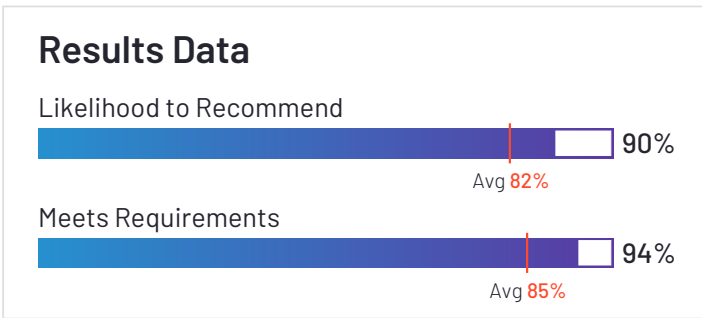
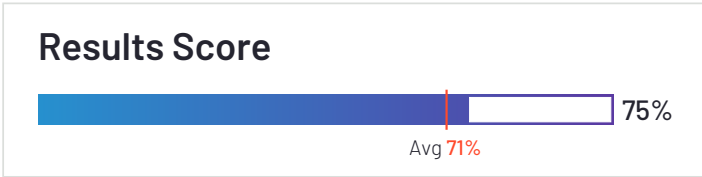


Company Website
tallysolutions.com



Orion ERP

4.5 ★★★★★ (14)



<p>Ownership 3i Infotech Limited</p>	<p>HQ Location Navi Mumbai, Maharashtra</p>	<p>Year Founded 1993</p>	<p>Employees (Listed On LinkedIn) 7,387</p>	<p>Company Website 3i-infotech.com</p>
-------------------------------------------------	--------------------------------------------------------	-------------------------------------	--------------------------------------------------------	-----------------------------------------------------------------------------------------

Microsoft Dynamics 365 Business Central



3.8 ★★★★★ (558)

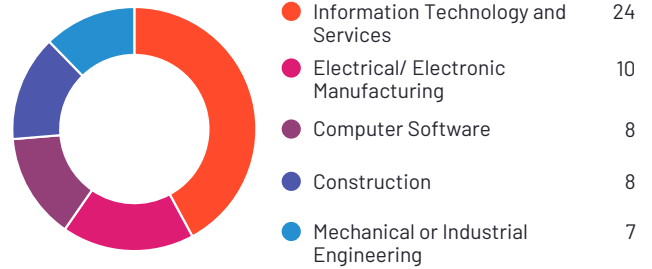
Results Score



Results Data



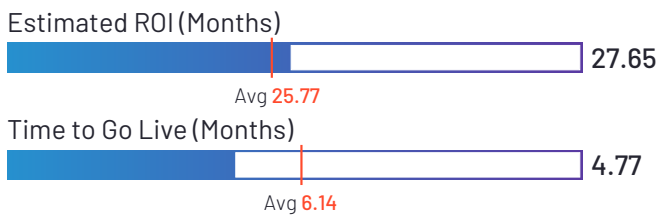
Top Industries Represented



Average User Adoption



ROI Factors



Ownership
Microsoft



HQ Location
Redmond, WA



Year Founded
1975



Employees (Listed On LinkedIn)
224,903

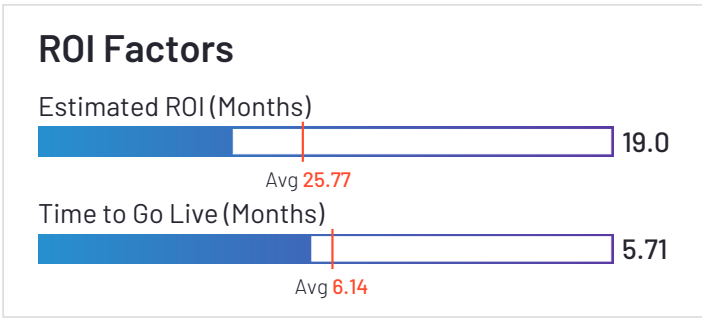
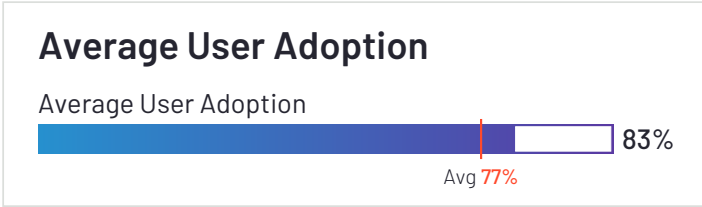
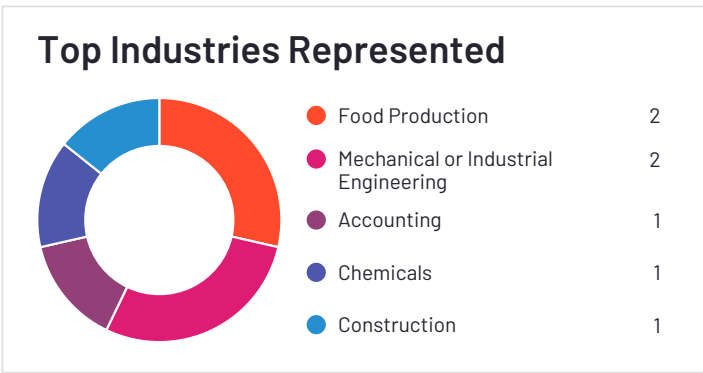
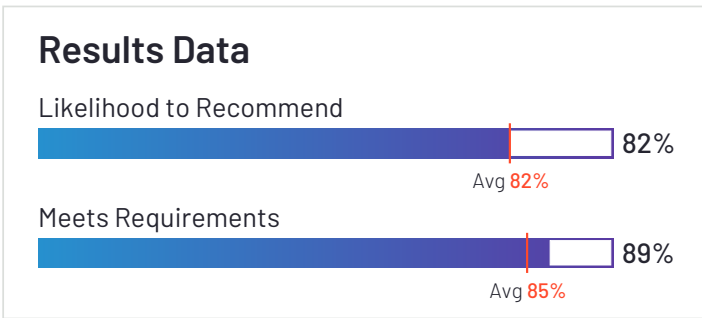
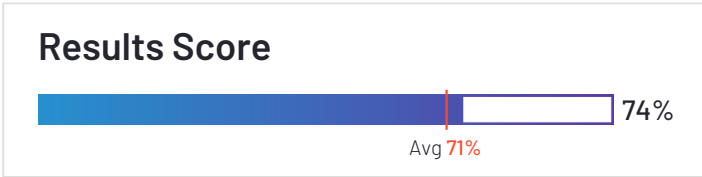


Company Website
microsoft.com



Ramco ERP

4.1 ★★★★★ (31)



<p>Ownership Ramco Systems</p>	<p>HQ Location Chennai, Tamil Nadu</p>	<p>Year Founded 1997</p>	<p>Employees (Listed On LinkedIn) 3,888</p>	<p>Company Website www.ramco.com</p>
-------------------------------------------	---------------------------------------------------	-------------------------------------	--------------------------------------------------------	------------------------------------------------------------------------------------



SAP Business ByDesign

4.0 ★★★★★ (185)


Results Score



Results Data



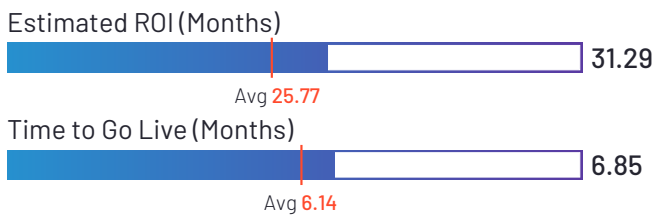
Top Industries Represented



Average User Adoption



ROI Factors



Ownership
SAP



HQ Location
Walldorf



Year Founded
1972



Employees (Listed On LinkedIn)
109,420



Company Website
www.sap.com



SAP ECC

4.2 ★★★★★ (842)

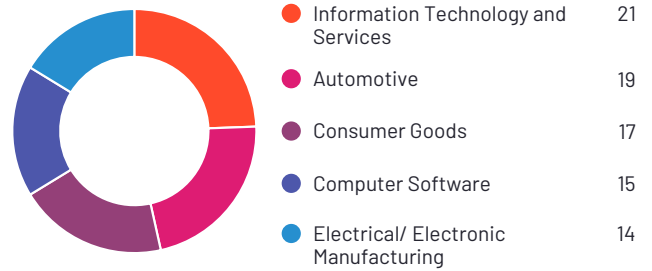
Results Score



Results Data



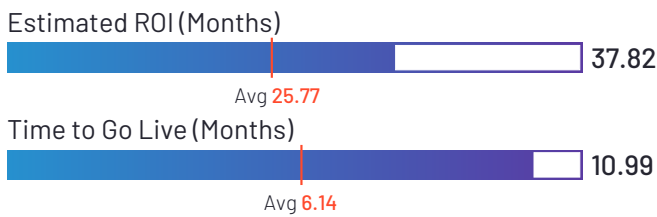
Top Industries Represented



Average User Adoption



ROI Factors



Ownership
SAP



HQ Location
Walldorf



Year Founded
1972



Employees (Listed
On LinkedIn)
109,420

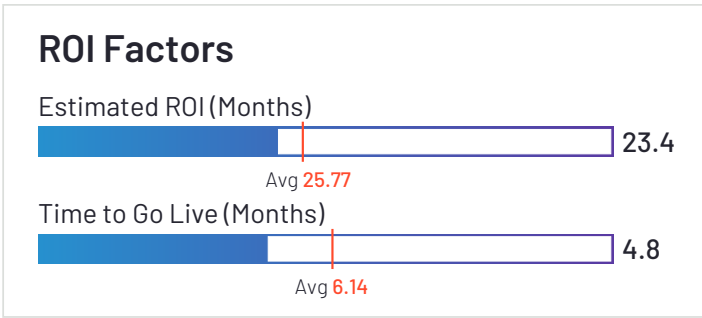
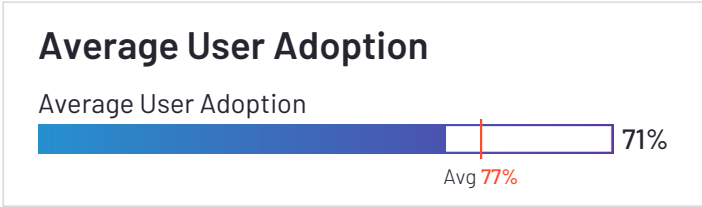
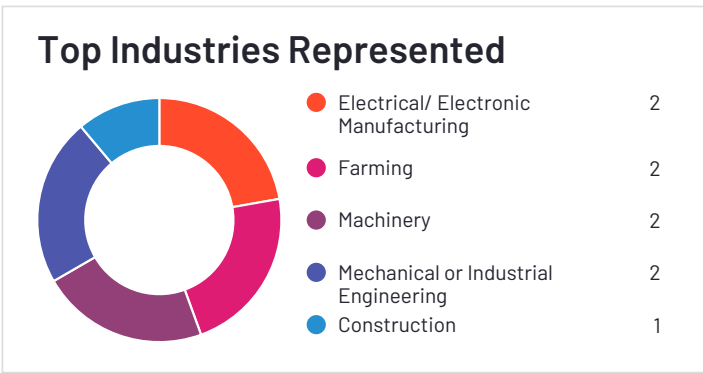
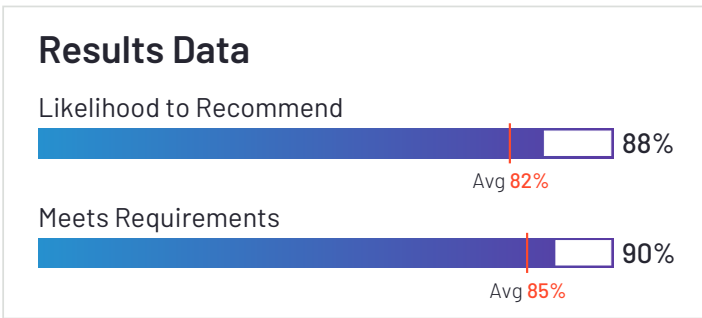
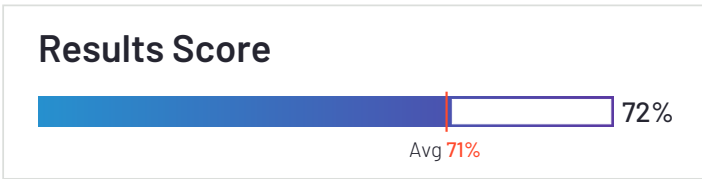


Company Website
www.sap.com



Genius ERP

4.3 ★★★★★ (28)

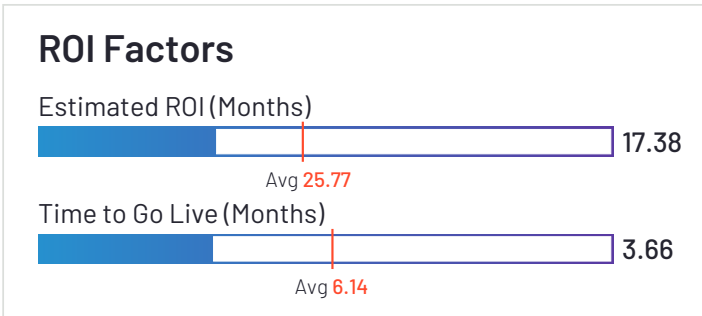
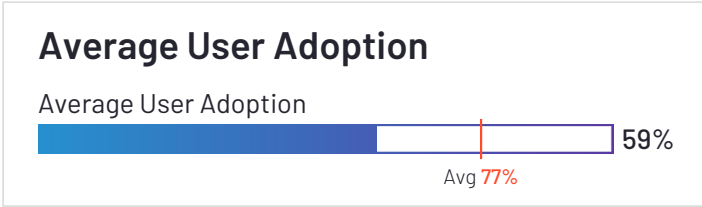
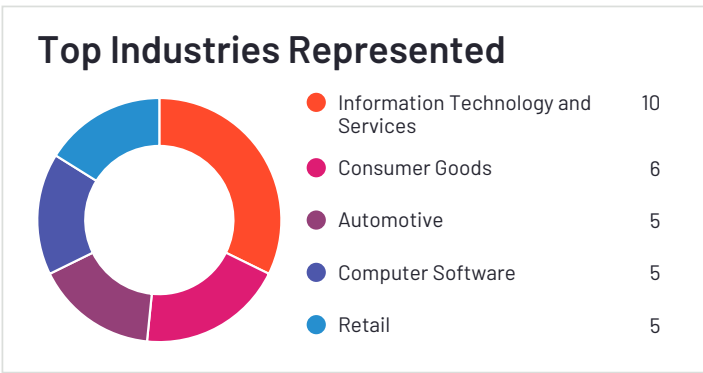
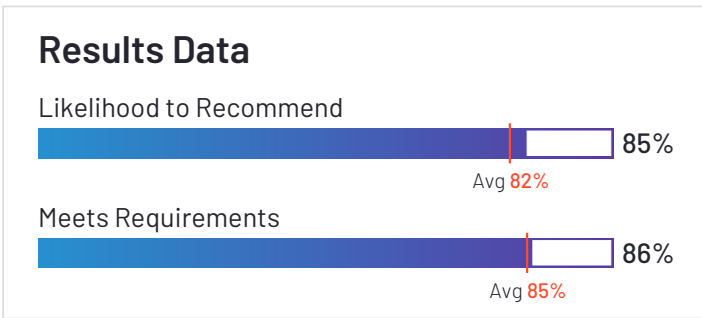
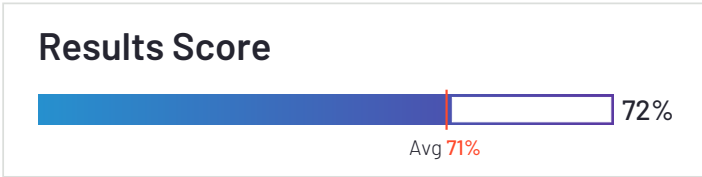


<p>Ownership Genius Solutions</p>	<p>HQ Location Quebec, Canada</p>	<p>Year Founded 1992</p>	<p>Employees (Listed On LinkedIn) 170</p>	<p>Company Website geniuserp.com</p>
----------------------------------------------	----------------------------------------------	-------------------------------------	------------------------------------------------------	------------------------------------------------------------------------------------



Odoo ERP

4.2 ★★★★★ (230)

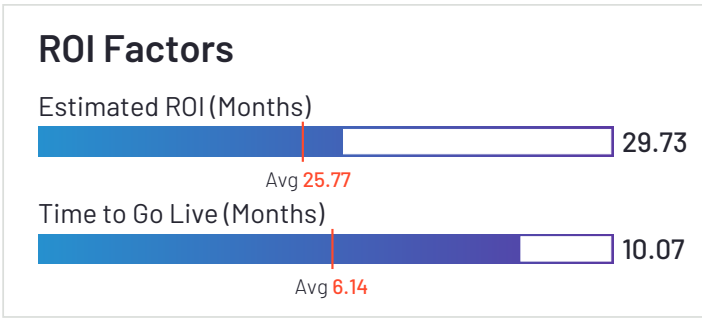
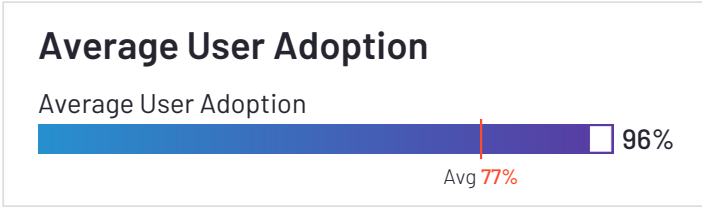
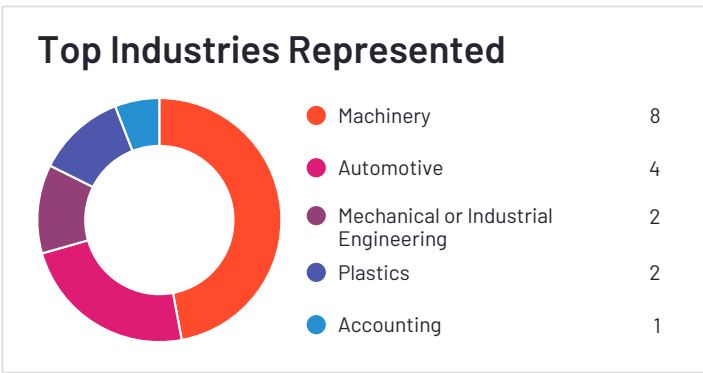
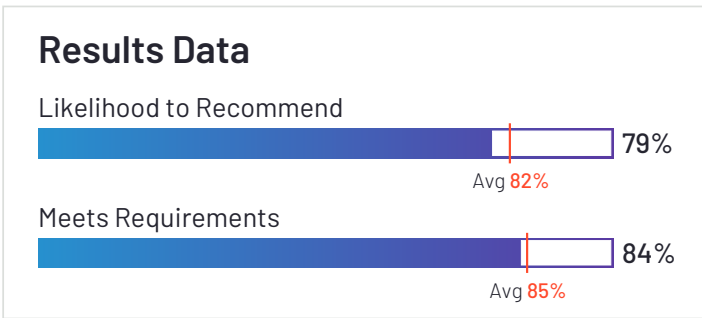
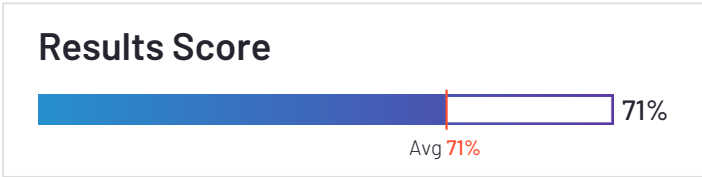


<p>Ownership Odoo</p>	<p>HQ Location Brussels, Belgium</p>	<p>Year Founded 2005</p>	<p>Employees (Listed On LinkedIn) 3,566</p>	<p>Company Website www.odoo.com</p>
----------------------------------	-------------------------------------------------	-------------------------------------	--------------------------------------------------------	----------------------------------------------------------------------------------



Infor SyteLine / Infor CloudSuite Industrial

3.9 ★★★★★ (54)

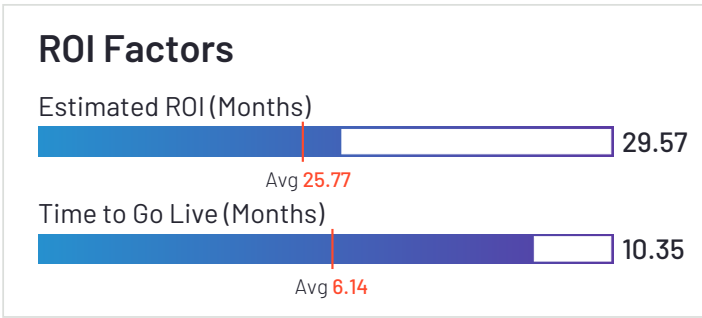
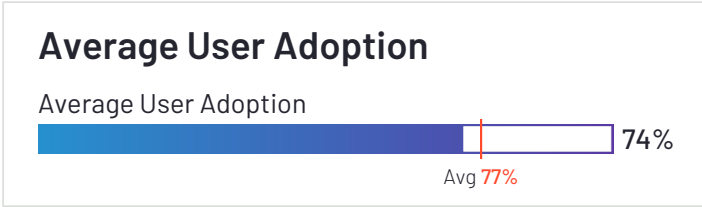
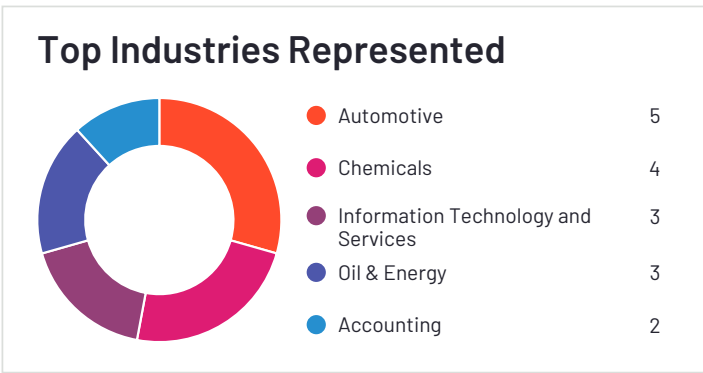
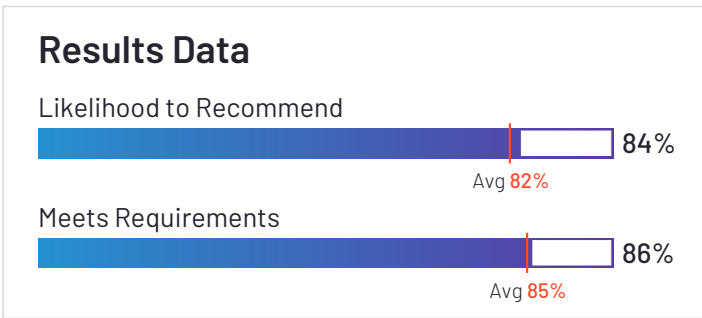
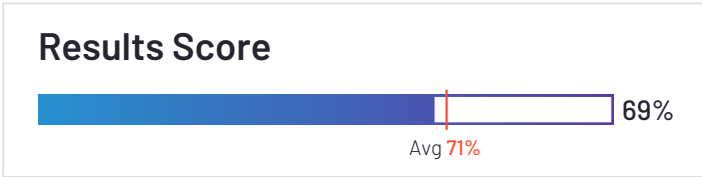


<p>Ownership Infor</p>	<p>HQ Location New York</p>	<p>Year Founded 2002</p>	<p>Employees (Listed On LinkedIn) 19,937</p>	<p>Company Website www.infor.com</p>
-----------------------------------	----------------------------------------	-------------------------------------	---------------------------------------------------------	------------------------------------------------------------------------------------



IFS

4.0 ★★★★★ (231)

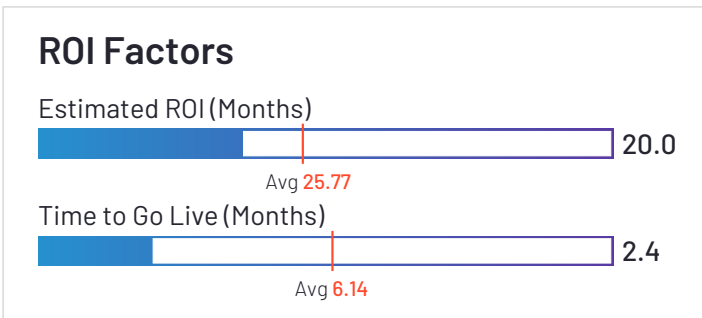
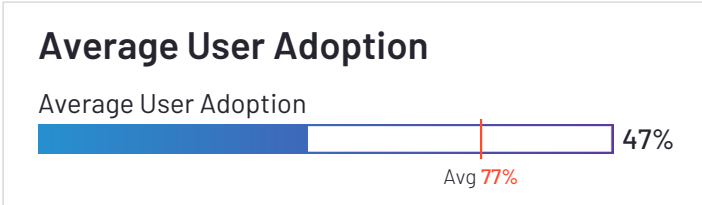
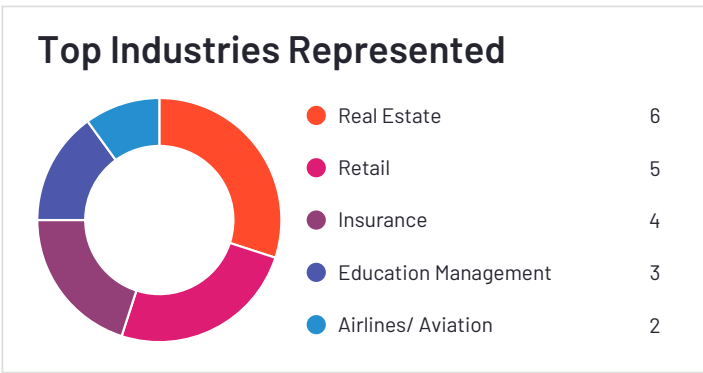
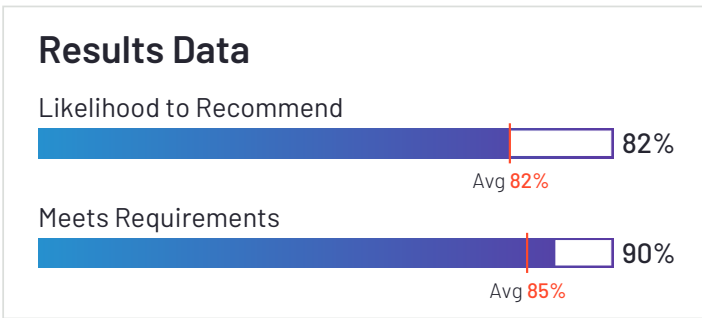
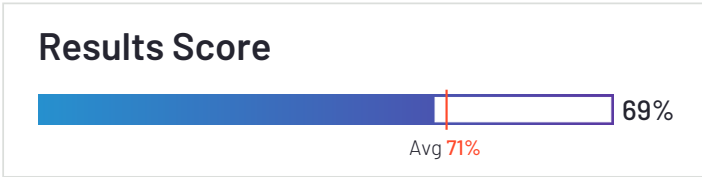


<p>Ownership IFS</p>	<p>HQ Location Linköping, Sweden</p>	<p>Year Founded 1983</p>	<p>Employees (Listed On LinkedIn) 7,597</p>	<p>Company Website www.ifs.com</p>
---------------------------------	-------------------------------------------------	-------------------------------------	--------------------------------------------------------	--------------------------------------------------------------------------------



OfficeBooks

4.1 ★★★★★ (61)



<p>Ownership Officebooks</p>	<p>HQ Location Ottawa, Canada</p>	<p>Year Founded 2008</p>	<p>Employees (Listed On LinkedIn) 1</p>	<p>Company Website officebooks.com</p>
-----------------------------------------	----------------------------------------------	-------------------------------------	----------------------------------------------------	-----------------------------------------------------------------------------------------



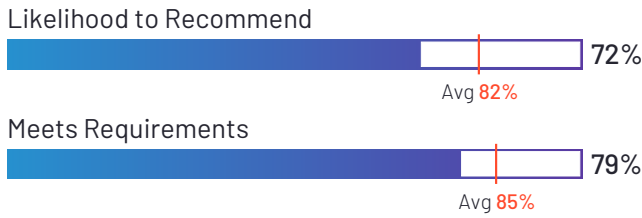
Kinetic

3.7 ★★★★★ (423)


Results Score



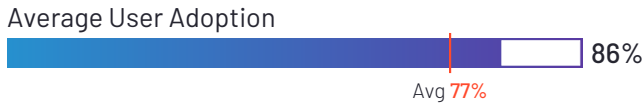
Results Data



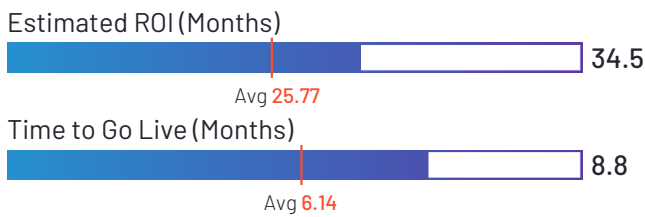
Top Industries Represented



Average User Adoption



ROI Factors



Ownership
Epicor



HQ Location
Austin, TX



Year Founded
1972



Employees (Listed On LinkedIn)
5,311



Company Website
www.epicor.com



SAP Business One

4.3 ★★★★★ (506)

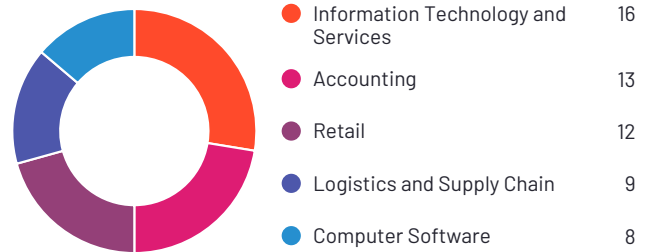
Results Score



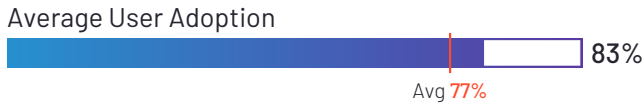
Results Data



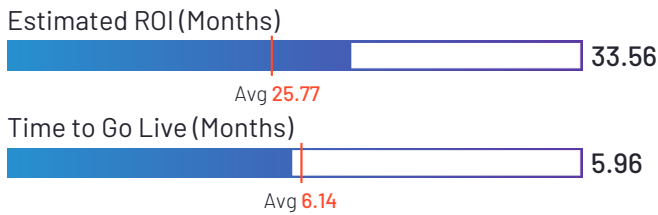
Top Industries Represented



Average User Adoption



ROI Factors



Ownership
SAP



HQ Location
Walldorf



Year Founded
1972



Employees (Listed
On LinkedIn)
109,420

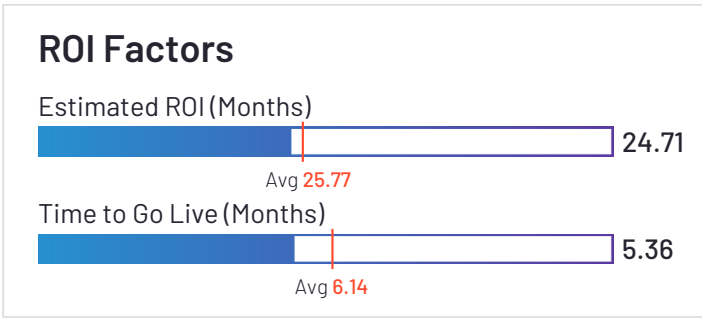
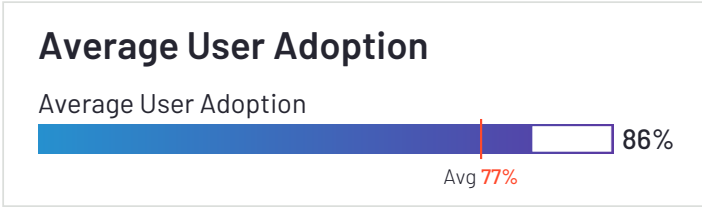
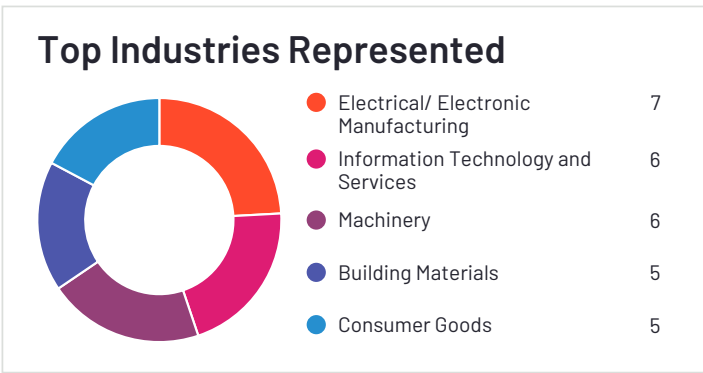
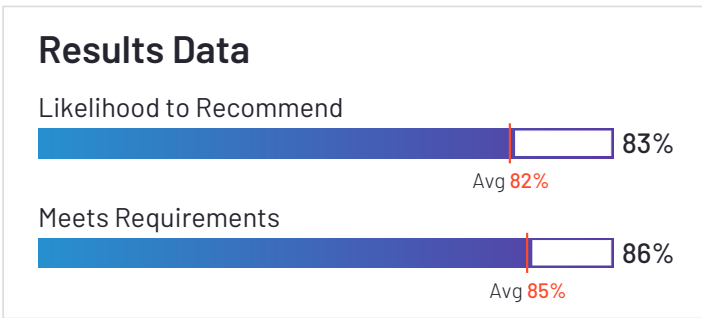
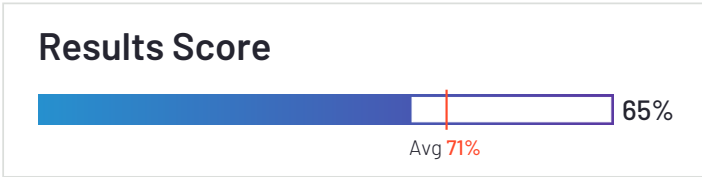


Company Website
www.sap.com



SYSPRO

4.1 ★★★★★ (219)



<p>Ownership SYSPRO</p>	<p>HQ Location Costa Mesa, CA</p>	<p>Year Founded 1978</p>	<p>Employees (Listed On LinkedIn) 175</p>	<p>Company Website us.syspro.com</p>
------------------------------------	----------------------------------------------	-------------------------------------	------------------------------------------------------	-------------------------------------------------------------------------------------



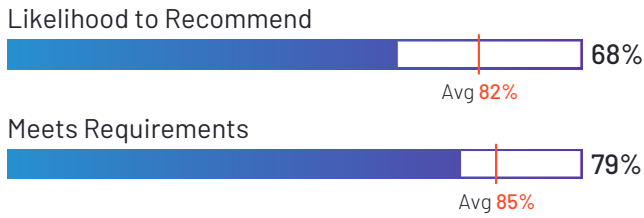
Sage 100cloud

3.6 ★★★★★ (195)

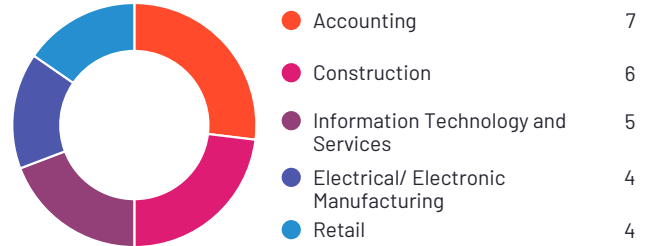
Results Score



Results Data



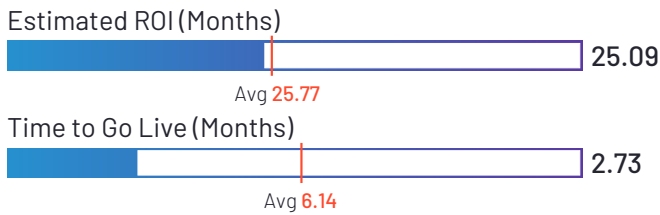
Top Industries Represented



Average User Adoption



ROI Factors



Ownership
Sage Software



HQ Location
Newcastle



Year Founded
1981



Employees (Listed On LinkedIn)
14,362

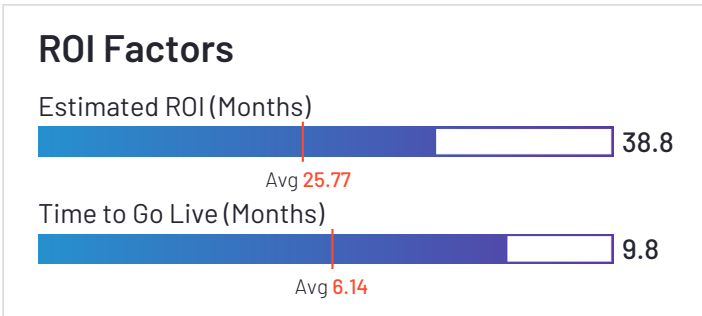
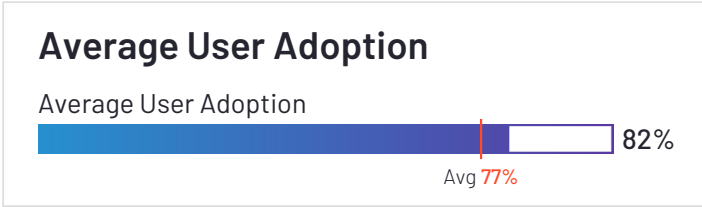
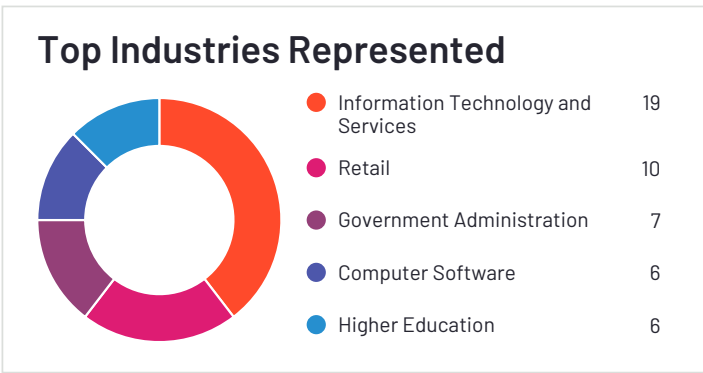
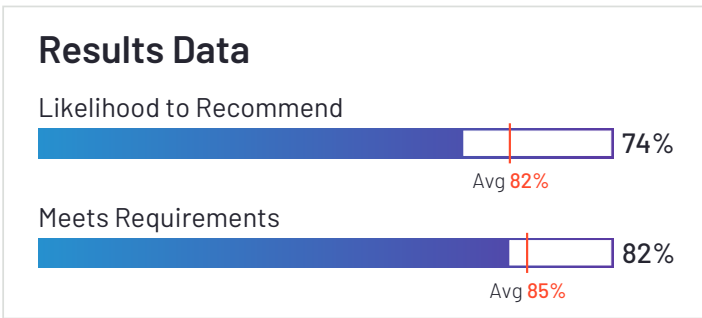
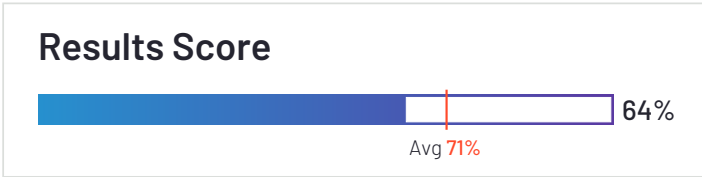


Company Website
www.sage.com



Oracle E-Business Suite

3.7 ★★★★★ (233)

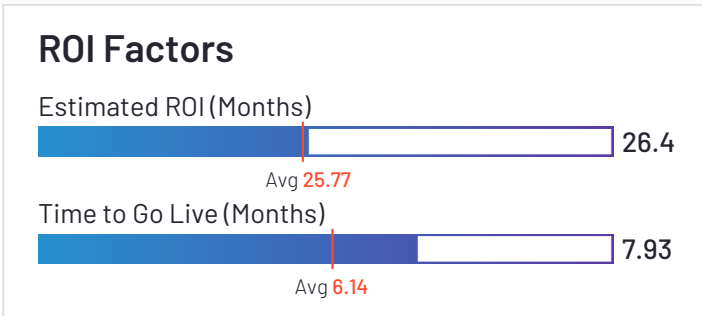
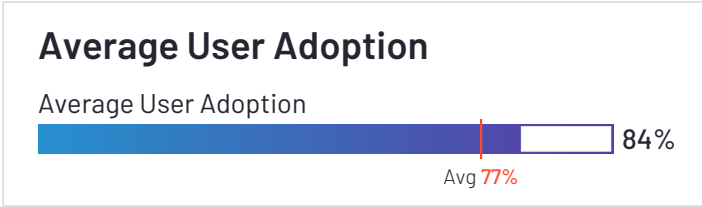
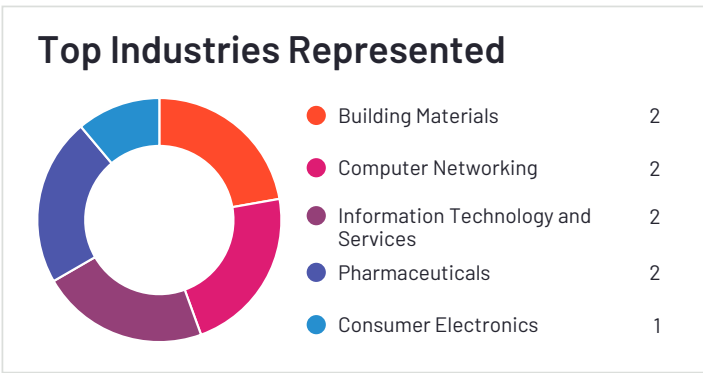
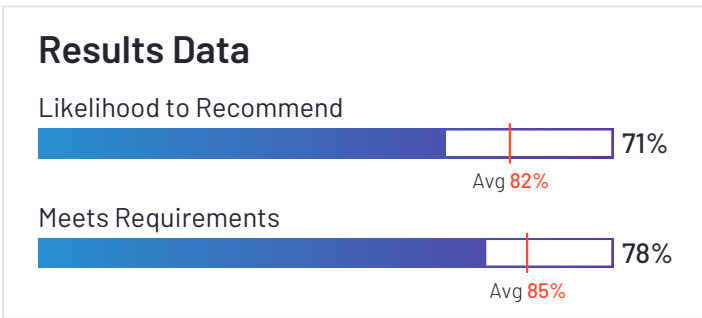
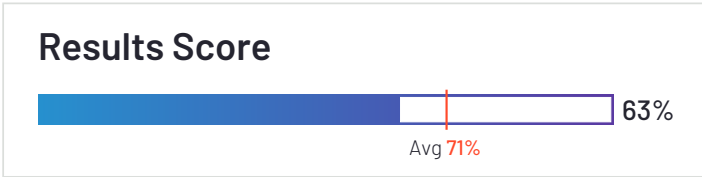


<p>Ownership Oracle</p>	<p>HQ Location Austin, TX</p>	<p>Year Founded 1977</p>	<p>Employees (Listed On LinkedIn) 200,654</p>	<p>Company Website www.oracle.com</p>
------------------------------------	------------------------------------------	-------------------------------------	----------------------------------------------------------	--------------------------------------------------------------------------------------



Rootstock Cloud ERP

3.7 ★★★★★ (40)

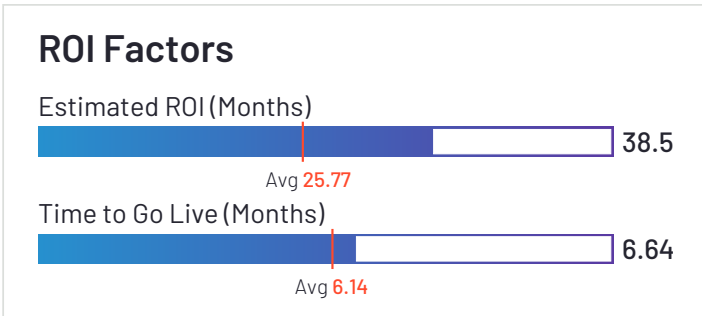
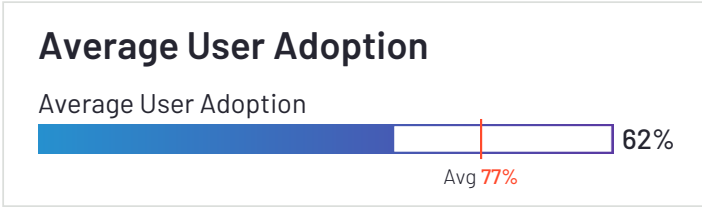
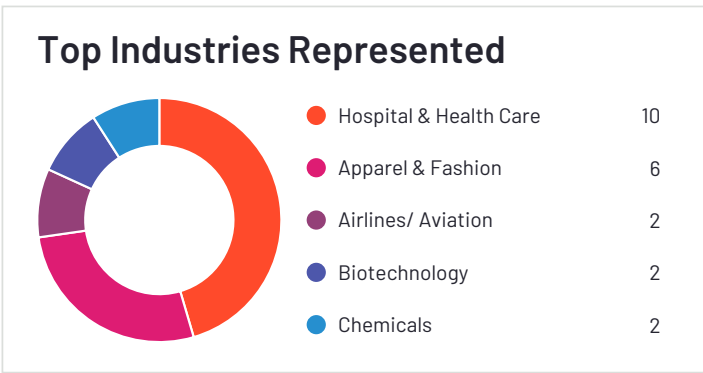
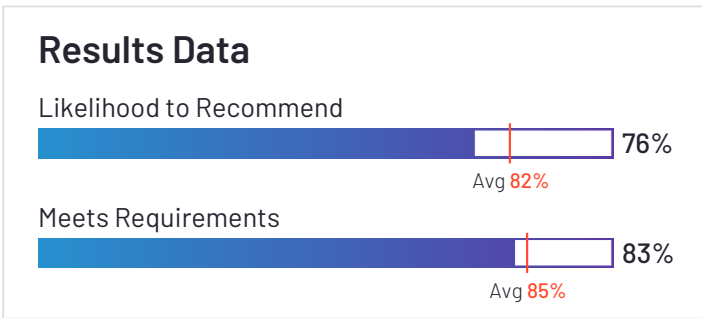
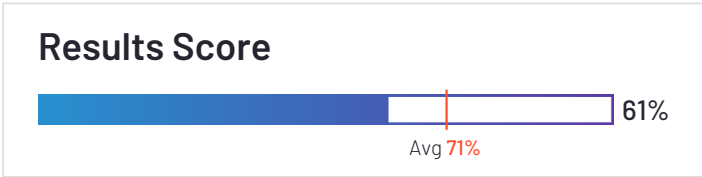


<p>Ownership Rootstock Software</p>	<p>HQ Location San Ramon, CA</p>	<p>Year Founded 2008</p>	<p>Employees (Listed On LinkedIn) 145</p>	<p>Company Website rootstock.com</p>
------------------------------------------------	---------------------------------------------	-------------------------------------	------------------------------------------------------	-------------------------------------------------------------------------------------



Infor M3

3.8 ★★★★★ (118)

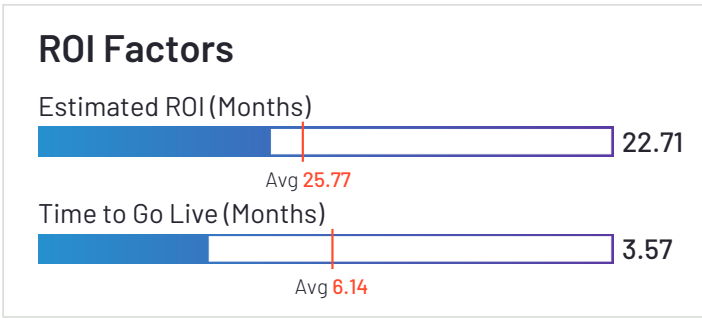
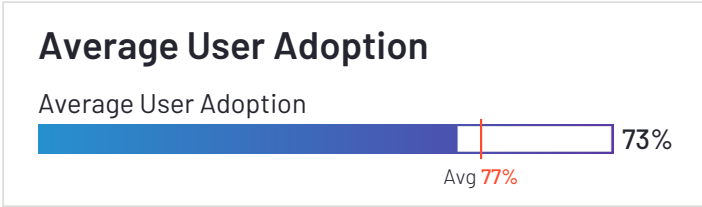
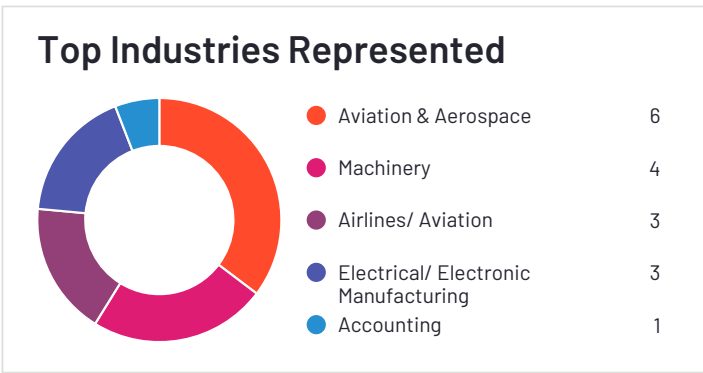
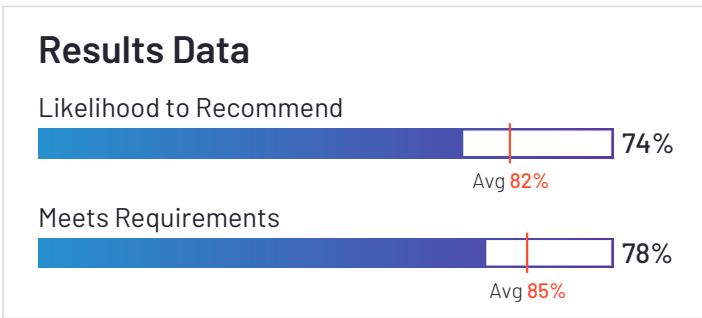
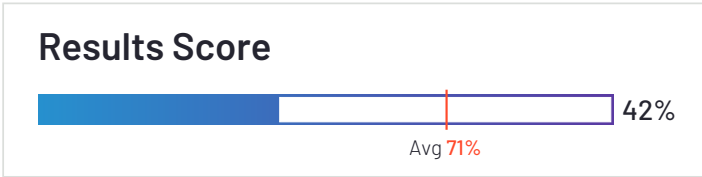


<p>Ownership Infor</p>	<p>HQ Location New York</p>	<p>Year Founded 2002</p>	<p>Employees (Listed On LinkedIn) 19,937</p>	<p>Company Website www.infor.com</p>
-----------------------------------	----------------------------------------	-------------------------------------	---------------------------------------------------------	------------------------------------------------------------------------------------



JobBOSS²

3.7 ★★★★★ (50)



<p>Ownership ECi Software Solutions, Inc.</p>	<p>HQ Location Fort Worth, TX</p>	<p>Year Founded 1999</p>	<p>Employees (Listed On LinkedIn) 1,217</p>	<p>Company Website ecisolutions.com</p>
----------------------------------------------------------	----------------------------------------------	-------------------------------------	--------------------------------------------------------	-------------------------------------------------------------------------------------------

Results Index Methodology

Results Index Inclusion Criteria

Products included in the Results Index for Discrete ERP | Winter 2024 have received a minimum of 10 reviews and 5 responses for each of the results-related questions featured in our survey by November 21, 2023. Inviting other users, such as colleagues and peers, to join G2 and share authentic product reviews will accelerate this process and encourage the inclusion of additional products.

Results Scoring Methodology

G2 rates products and sellers based on reviews gathered from our user community, as well as data aggregated from online sources and social networks. We apply a unique, patent-pending algorithm to this data to calculate the product's Results score. The Results Index for Discrete ERP | Winter 2024 report is based off of scores calculated using the G2 results algorithm v1.0 from data collected through November 21, 2023. The Results score is affected by the following (in order of importance):

- ▶ Customers' reported ease of doing business with the seller based on reviews by G2 users
- ▶ Customers' satisfaction with the product's quality of support based on reviews by G2 users
- ▶ Customers' likelihood to recommend each product based on reviews by G2 users
- ▶ The number of reviews received on G2; buyers trust a product with more reviews, and a greater number of reviews indicates a more representative and accurate reflection of the customer experience

Categorization Methodology

Please visit G2's [categorization methodology](#) page to learn more about how products are categorized. For more in-depth information about how we refer to different types of software, please view our [list of standard definitions](#).

Trust

Keeping our ratings unbiased is our top priority. We require the use of a LinkedIn account or verified business email address to validate a G2 user's identity and employer. We also validate users by partnering with sellers and organizations to securely authenticate users through select platforms. We do not allow users to review their current or former employers' products, or those of their employers' competitors. Additionally, all reviews are manually checked by our team after our algorithm filters out reviews that don't meet our submission requirements. All reviews must pass our moderation process before they are published.

G2 may occasionally offer incentives for honest reviews to help us gather a full and accurate data set. These incentives are offered as thank-yous for approved reviews. Incentives are never conditioned upon the substance of the review, positive or negative. Each such incentivized review is disclosed with an "Incentivized Review" banner.