

Accounting Relationship Index: Mid-Market

Relationship scores for accounting are shown below. The chart highlights some of the factors which contribute to a product’s overall Relationship score. Ease of doing business with, quality of support, and likelihood to recommend data is shown in the table below.












	● Ease of Business	● Likely to Recommend	● Quality of Support	● Other Factors	Score
Acumatica					9.02
Multiview ERP					8.92
BlackLine Financial Close Management					8.79
Sage Intacct					8.74
SAP S/4HANA Cloud					8.57
QuickBooks Online					8.53
Intuit QuickBooks					8.46
NetSuite					8.35
QuickBooks Online Advanced					8.12
Oracle JD Edwards EnterpriseOne					8.06
AccountsIQ					7.95

(Accounting Relationship Index: Mid-Market continues on next page)

* Products are ordered by Index score. Products are ordered alphabetically if two or more products have the same Index score.

Accounting Relationship Index: Mid-Market (continued)

Relationship scores for accounting are shown below. The chart highlights some of the factors which contribute to a product's overall Relationship score. Ease of doing business with, quality of support, and likelihood to recommend data is shown in the table below.












	● Ease of Business	● Likely to Recommend	● Quality of Support	● Other Factors	Score
 Certinia ERP Cloud					7.91
 Xero					7.90
 Microsoft Dynamics 365 Business Central					7.87
 Desktop Pro					7.82
 SYSPRO					7.79
 TallyPrime					7.79
 Zoho Books					7.76
 SAP ByD					7.75
 Sage Business Cloud Accounting					7.72
 Odoo ERP					7.67
 SAP ECC					7.59

(Accounting Relationship Index: Mid-Market continues on next page)

* Products are ordered by Index score. Products are ordered alphabetically if two or more products have the same Index score.

Accounting Relationship Index: Mid-Market (continued)

Relationship scores for accounting are shown below. The chart highlights some of the factors which contribute to a product's overall Relationship score. Ease of doing business with, quality of support, and likelihood to recommend data is shown in the table below.







	● Ease of Business	● Likely to Recommend	● Quality of Support	● Other Factors	Score
 Infor M3					7.42
 SAP Business One					7.41
 QB Enterprise					7.33
 Sage 50cloud Accounting					7.25
 Sage 100cloud					7.22
 Sage 300cloud					7.14
 Ramco ERP					7.12
 Infor LN					7.10
 Sage X3					6.96
 Infor SyteLine / Infor CloudSuite Industrial					6.93
 Oracle PeopleSoft					6.85

(Accounting Relationship Index: Mid-Market continues on next page)

* Products are ordered by Index score. Products are ordered alphabetically if two or more products have the same Index score.

Accounting Relationship Index: Mid-Market (continued)

Relationship scores for accounting are shown below. The chart highlights some of the factors which contribute to a product's overall Relationship score. Ease of doing business with, quality of support, and likelihood to recommend data is shown in the table below.

	● Ease of Business	● Likely to Recommend	● Quality of Support	● Other Factors	Score
 Accounting Seed					6.76
 Microsoft Dynamics 365 Supply Chain Management					6.70
 Oracle ERP Cloud					6.65
 Kinetic					6.63
 Oracle EBS					6.56
 Workday Financial Management					6.50
Deltek Deltek Ajera					6.49
Deltek Deltek Maconomy					5.97

(Accounting Relationship Index: Mid-Market continues on next page)

* Products are ordered by Index score. Products are ordered alphabetically if two or more products have the same Index score.

Accounting Relationship Index: Mid-Market (continued)

Relationship Definition

Accounting software helps businesses streamline and automate finance management processes, ensuring accurate records and increasing operational efficiency across recurring processes such as invoicing and reconciliation.

Accounting products vary in complexity and functionality; many solutions are optimized for use by companies of a certain size. Depending on the scale of the product, accounting software can include features for payroll processing, invoicing, reconciliation, bill and expense management, and financial reporting. Additionally, some accounting solutions include industry-specific features such as project accounting for professional services companies or fund accounting for nonprofit organizations.

Accounting can also be a module of, or integrated with, business [ERP systems](#). Integration with point solutions for accounting—such as AP automation, budgeting, and forecasting or cash management—is also essential. Finally, accounting software exchanges data with payment solutions or banking software.

To qualify for inclusion in the Accounting category, a product must:

- ▶ Maintain a company's general ledger and chart of accounts
- ▶ Offer features for automating accounts receivable and invoicing
- ▶ Automate accounts payable workflows for payment processing and purchase orders
- ▶ Allow users to create journal entries to adjust transactions and account balances
- ▶ Track costs and revenues, as well as determine the profitability of the products and services sold by the company
- ▶ Manage cash, bank accounts, and payment methods (check, credit card, ACH, etc.)
- ▶ Assist users with the financial close process at the end of each accounting period
- ▶ Deliver standard reports such as financial statements and dashboards to track financial KPIs

Relationship Index Description

A product's Relationship score is calculated by a proprietary algorithm that factors in real-user satisfaction ratings for a number of relationship-related review questions. Software buyers can compare products in the Accounting category according to their Relationship scores to streamline the buying process and quickly identify the products that provide the best relationship with software sellers based on the experiences of their peers. For sellers, media, investors, and analysts, the Index provides benchmarks for product comparison and market trend analysis.

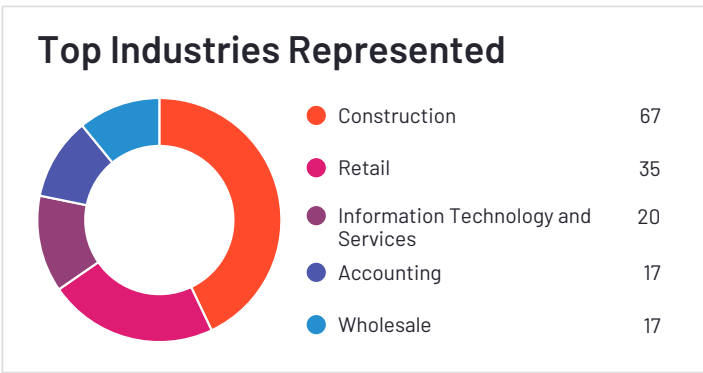

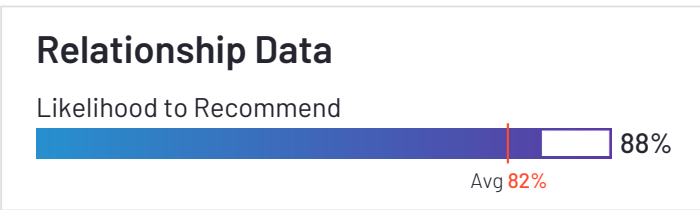
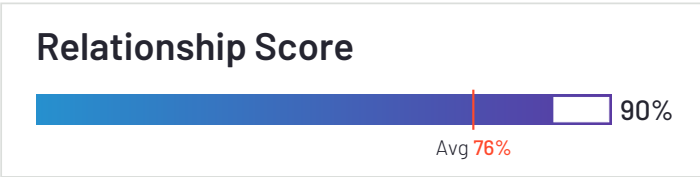
Badges are awarded to products for: Best Relationship (highest overall relationship score), Highest Quality of Support (highest overall quality of support score), and Easiest Doing Business With (highest ease of doing business with score).

Products included in the Mid-Market Relationship Index for Accounting | Winter 2024 have received both a minimum of 10 reviews and 5 responses from real users for each of the relationship-related questions featured in our review form by November 21, 2023. These ratings may change as the products are further developed, the sellers grow, and as additional opinions are shared by users, and a new Relationship Index report will be issued for this category as significant data is collected.



Acumatica

4.4 ★★★★★ (841)



Ownership Acumatica	HQ Location Kirkland, Washington	Year Founded 2007	Employees (Listed On LinkedIn) 511	Company Website acumatica.com



Multiview ERP

4.2 ★★★★★ (171)

Relationship Score



Relationship Data



Ease of Business



Support



Top Industries Represented



Ownership
Multiview Financial



HQ Location
Ottawa, ON



Year Founded
1990



Employees (Listed On LinkedIn)
86



Company Website
multiviewcorp.com



BlackLine Financial Close Management

4.5 ★★★★★ (848)


Relationship Score



Relationship Data



Ease of Business



Support



Top Industries Represented



Ownership
BlackLine



HQ Location
Woodland Hills, CA



Year Founded
2001



Employees (Listed On LinkedIn)
1,822

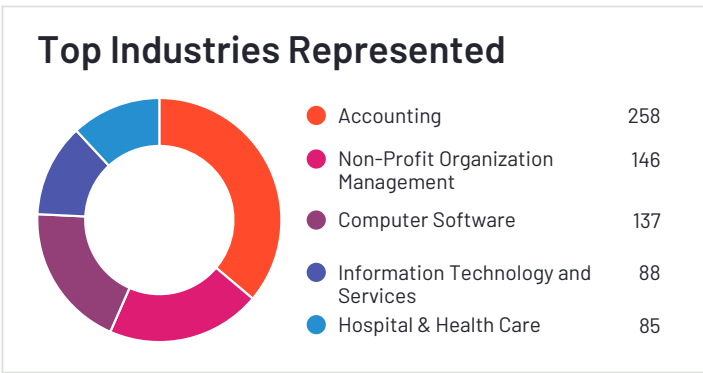

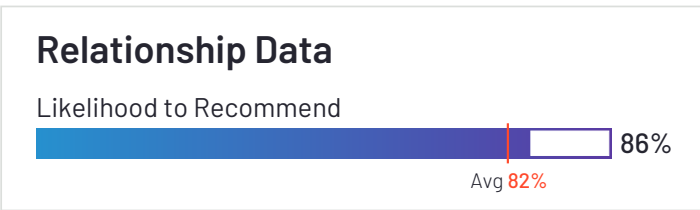
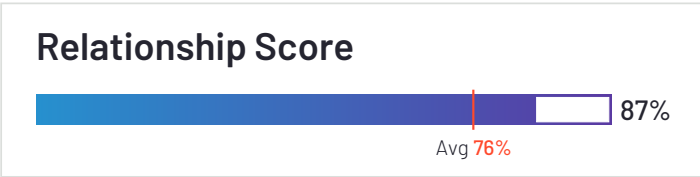


Company Website
blackline.com



Sage Intacct

4.3 ★★★★★ (2,896)

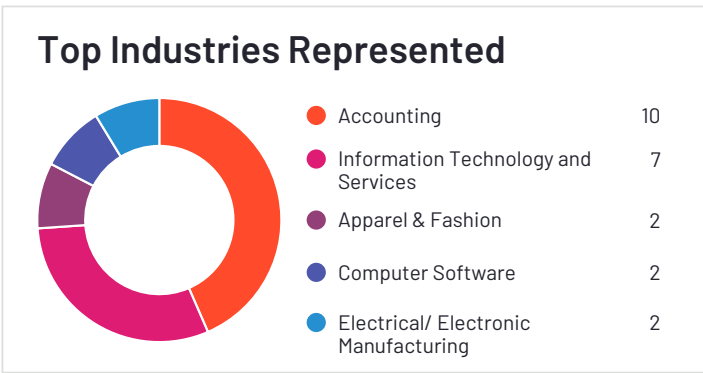
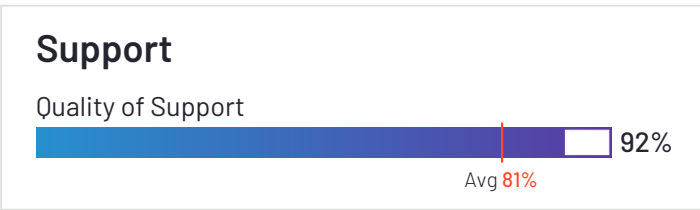

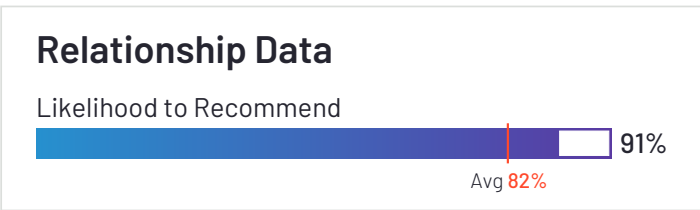
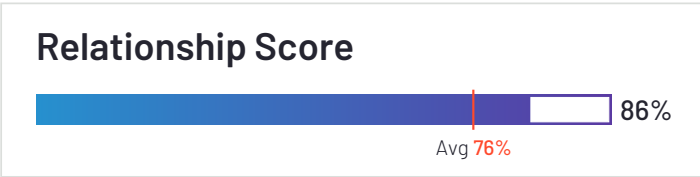


<p>Ownership Sage Software</p>	<p>HQ Location Newcastle</p>	<p>Year Founded 1981</p>	<p>Employees (Listed On LinkedIn) 14,362</p>	<p>Company Website www.sage.com</p>
-------------------------------------------	-----------------------------------------	-------------------------------------	---------------------------------------------------------	----------------------------------------------------------------------------------



SAP S/4HANA Cloud

4.5 ★★★★★ (674)



<p>Ownership SAP</p>	<p>HQ Location Walldorf</p>	<p>Year Founded 1972</p>	<p>Employees (Listed On LinkedIn) 109,420</p>	<p>Company Website www.sap.com</p>
---------------------------------	----------------------------------------	-------------------------------------	----------------------------------------------------------	--------------------------------------------------------------------------------



QuickBooks Online

4.0 ★★★★★ (3,181)

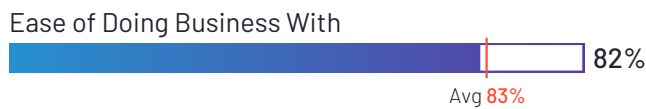
Relationship Score



Relationship Data



Ease of Business



Support



Top Industries Represented



Ownership
Intuit



HQ Location
Mountain View,
California



Year Founded
1983



Employees (Listed On LinkedIn)
16,028

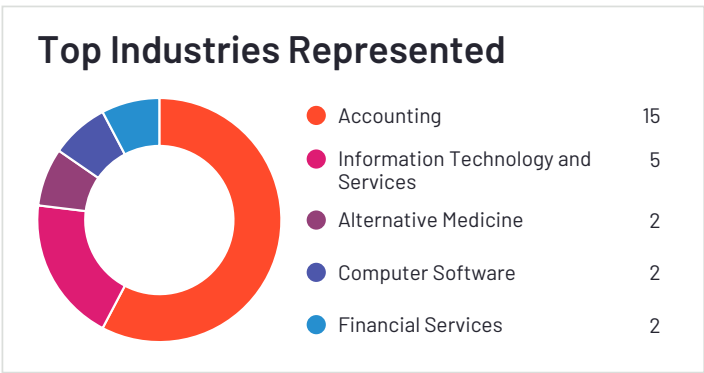

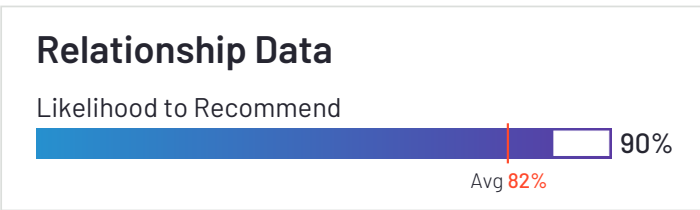
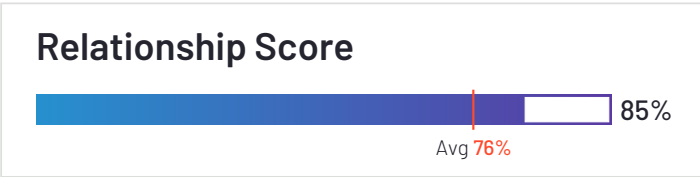


Company Website
www.intuit.com



Intuit QuickBooks

4.4 ★★★★★ (191)

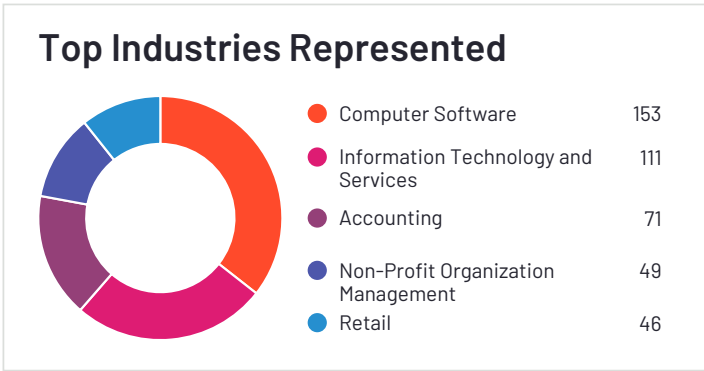

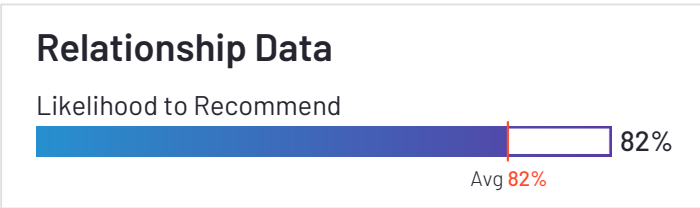
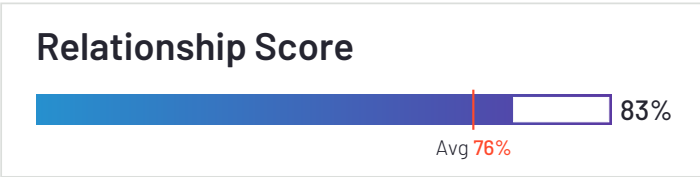


<p>Ownership Intuit</p>	<p>HQ Location Mountain View, California</p>	<p>Year Founded 1983</p>	<p>Employees (Listed On LinkedIn) 16,028</p>	<p>Company Website www.intuit.com</p>
------------------------------------	---------------------------------------------------------	-------------------------------------	---------------------------------------------------------	--------------------------------------------------------------------------------------



NetSuite

4.0 ★★★★★ (2,875)



<p>Ownership Oracle</p>	<p>HQ Location Austin, TX</p>	<p>Year Founded 1977</p>	<p>Employees (Listed On LinkedIn) 200,654</p>	<p>Company Website www.oracle.com</p>
------------------------------------	------------------------------------------	-------------------------------------	----------------------------------------------------------	--------------------------------------------------------------------------------------



QuickBooks Online Advanced

4.5 ★★★★★ (289)



Relationship Score



Relationship Data



Ease of Business



Support



Top Industries Represented



Ownership
Intuit



HQ Location
Mountain View,
California



Year Founded
1983



**Employees (Listed
On LinkedIn)**
16,028



Company Website
www.intuit.com



Oracle JD Edwards EnterpriseOne



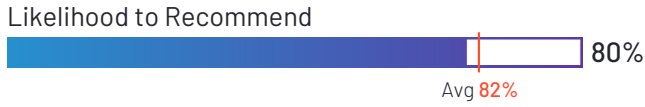
3.8 ★★★★★ (96)



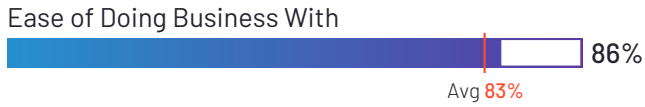
Relationship Score



Relationship Data



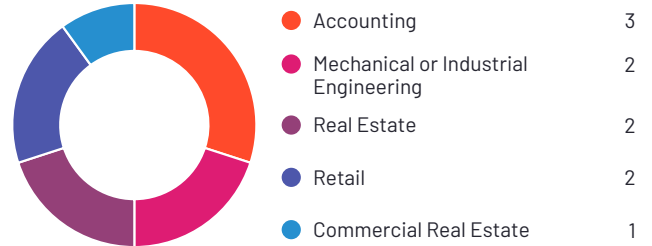
Ease of Business



Support



Top Industries Represented



Ownership
Oracle



HQ Location
Austin, TX



Year Founded
1977



Employees (Listed
On LinkedIn)
200,654

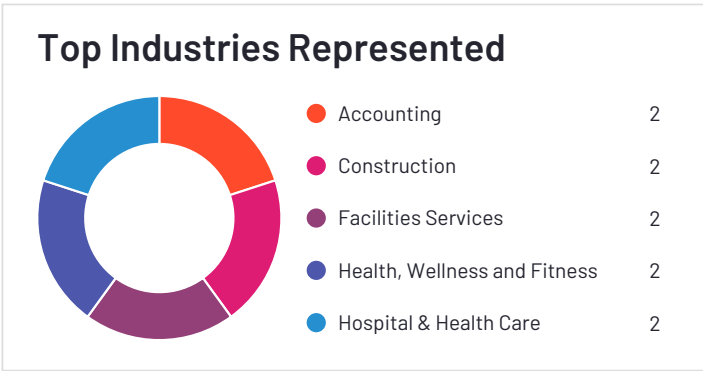
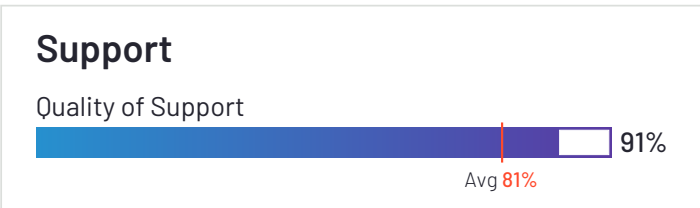

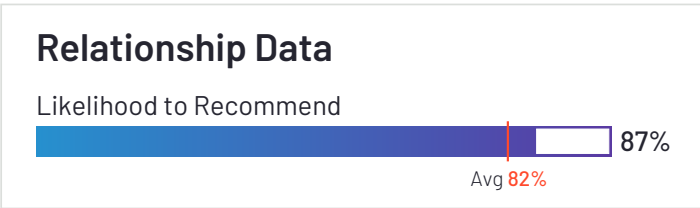
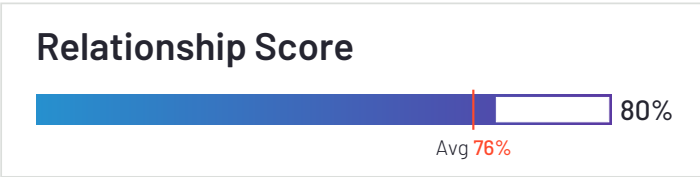


Company Website
www.oracle.com



AccountsIQ

4.4 ★★★★★ (60)

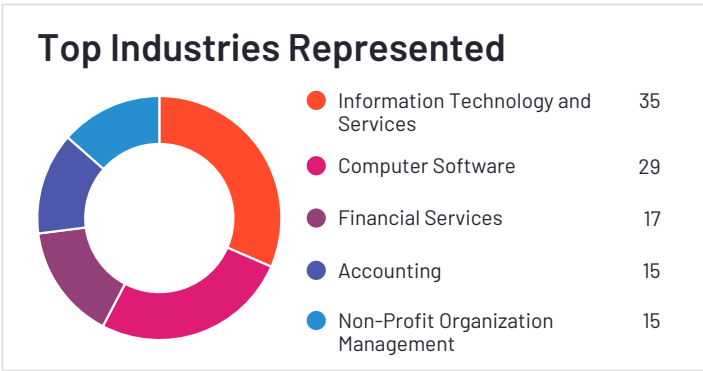
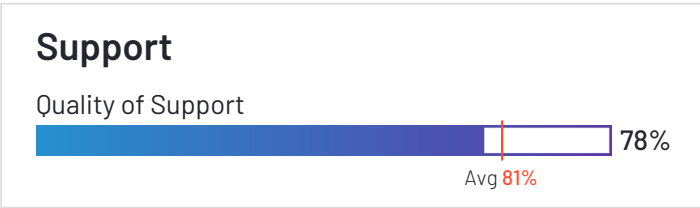

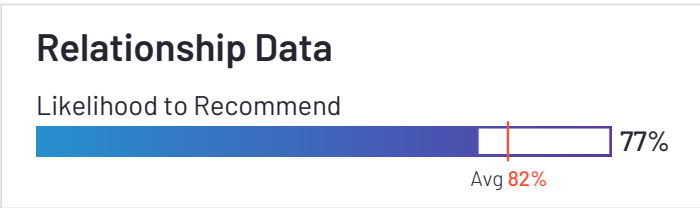
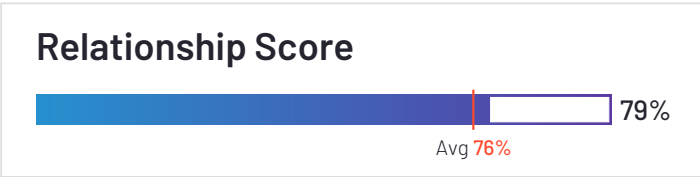


 Ownership AccountsIQ	 HQ Location Dublin	 Year Founded 2004	 Employees (Listed On LinkedIn) 74	 Company Website accountsiq.com
------------------------------------	----------------------------------	---------------------------------	-------------------------------------------------	-----------------------------------------------------------------------------------



Certinia ERP Cloud

3.9 ★★★★★ (422)

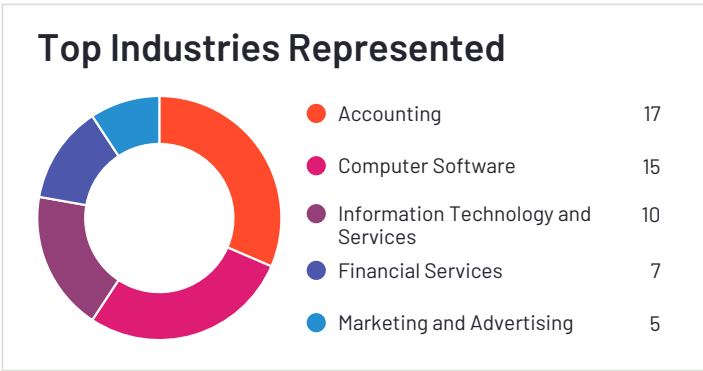
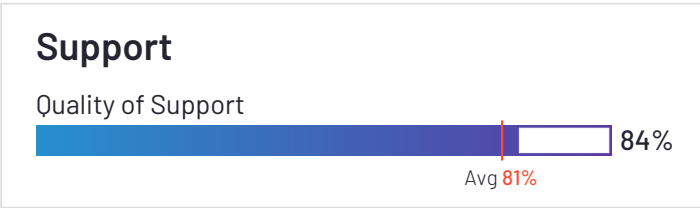

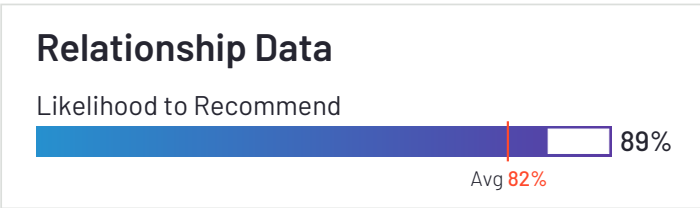
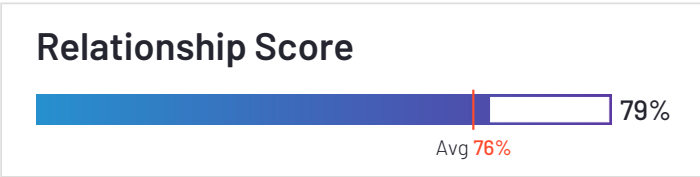


 Ownership Certinia	 HQ Location San Francisco, CA	 Year Founded 2009	 Employees (Listed On LinkedIn) 886	 Company Website certinia.com
----------------------------------	---------------------------------------------	---------------------------------	--------------------------------------------------	-------------------------------------------------------------------------------



Xero

4.3 ★★★★★ (606)



<p>Ownership Xero</p>	<p>HQ Location Wellington</p>	<p>Year Founded 2006</p>	<p>Employees (Listed On LinkedIn) 5,325</p>	<p>Company Website www.xero.com</p>
----------------------------------	------------------------------------------	-------------------------------------	--------------------------------------------------------	----------------------------------------------------------------------------------

Microsoft Dynamics 365 Business Central



3.8 ★★★★★ (558)

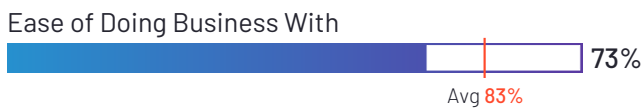
Relationship Score



Relationship Data



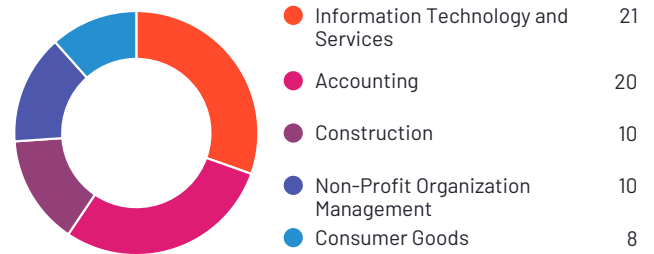
Ease of Business



Support



Top Industries Represented



Ownership
Microsoft



HQ Location
Redmond, WA



Year Founded
1975



Employees (Listed On LinkedIn)
224,903



Company Website
microsoft.com



QuickBooks Desktop Pro

4.3 ★★★★★ (1,703)

Relationship Score



Relationship Data



Ease of Business



Support



Top Industries Represented



Ownership
Intuit



HQ Location
Mountain View,
California



Year Founded
1983



**Employees (Listed
On LinkedIn)**
16,028

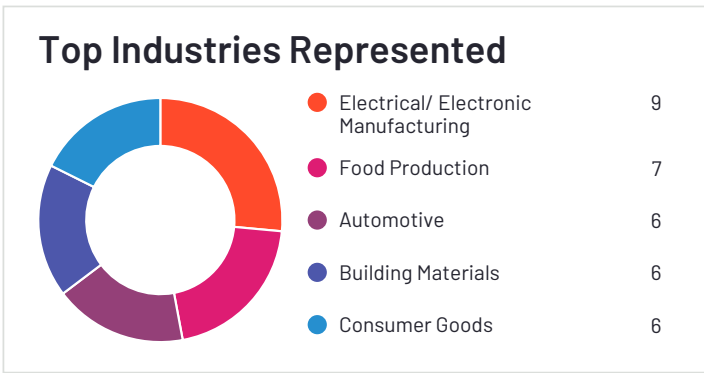
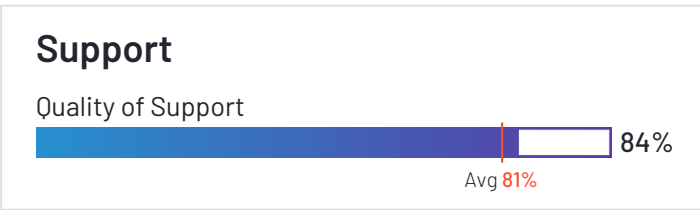

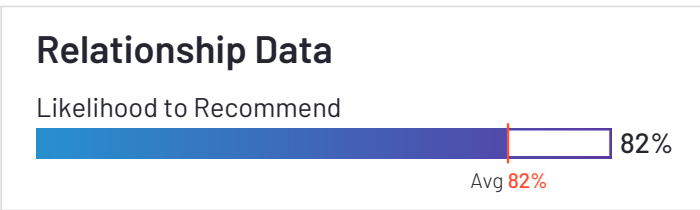
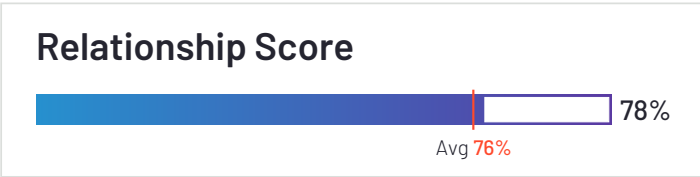


Company Website
www.intuit.com



SYSPRO

4.1 ★★★★★ (219)

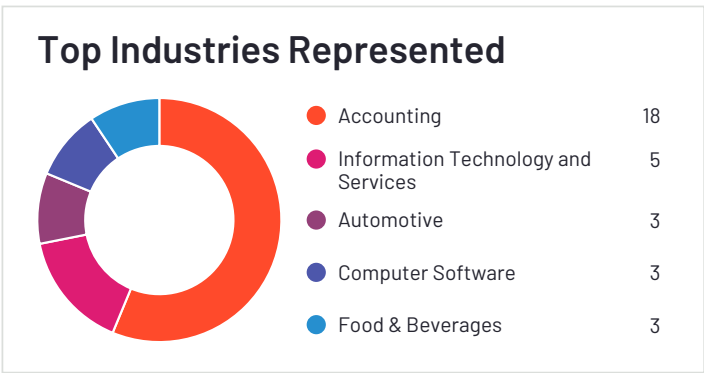
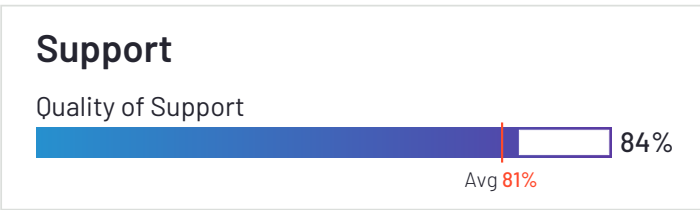

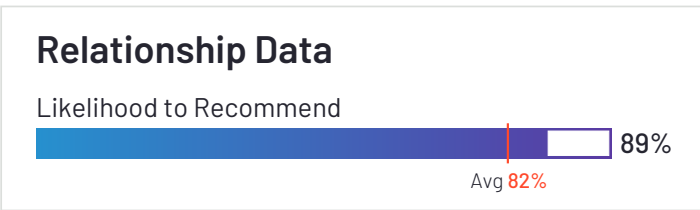
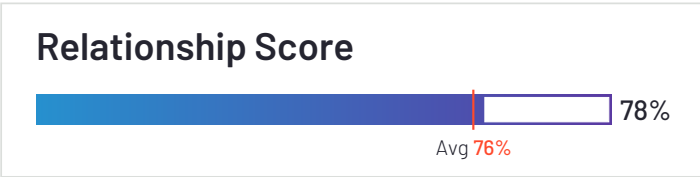


<p>Ownership SYSPRO</p>	<p>HQ Location Costa Mesa, CA</p>	<p>Year Founded 1978</p>	<p>Employees (Listed On LinkedIn) 175</p>	<p>Company Website us.syspro.com</p>
------------------------------------	----------------------------------------------	-------------------------------------	------------------------------------------------------	-------------------------------------------------------------------------------------



TallyPrime

4.4 ★★★★★ (227)



<p>Ownership Tally Solutions</p>	<p>HQ Location Bangalore</p>	<p>Year Founded 1986</p>	<p>Employees (Listed On LinkedIn) 3,003</p>	<p>Company Website tallysolutions.com</p>
---------------------------------------------	-----------------------------------------	-------------------------------------	--------------------------------------------------------	-----------------------------------------------------------------------------------------------



Zoho Books

4.5 ★★★★★ (222)

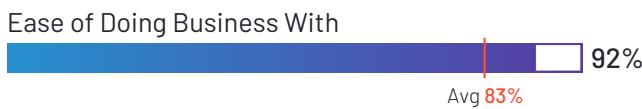
Relationship Score



Relationship Data




Ease of Business



Support



Top Industries Represented



Ownership
Zoho Corporation Pvt. Ltd.



HQ Location
Austin, TX



Year Founded
1996



Employees (Listed On LinkedIn)
19,665

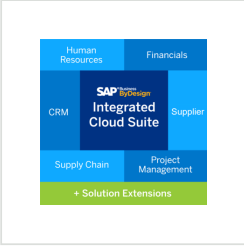


Company Website
www.zoho.com



SAP Business ByDesign

4.0 ★★★★★ (185)



Relationship Score



Relationship Data



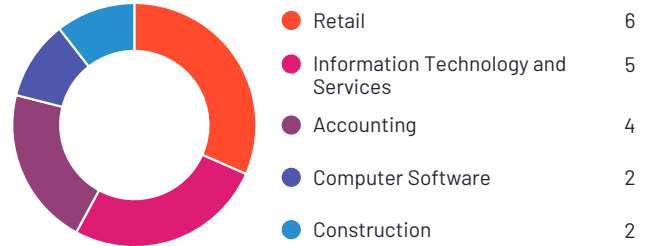
Ease of Business



Support



Top Industries Represented



Ownership
SAP



HQ Location
Walldorf



Year Founded
1972



Employees (Listed On LinkedIn)
109,420

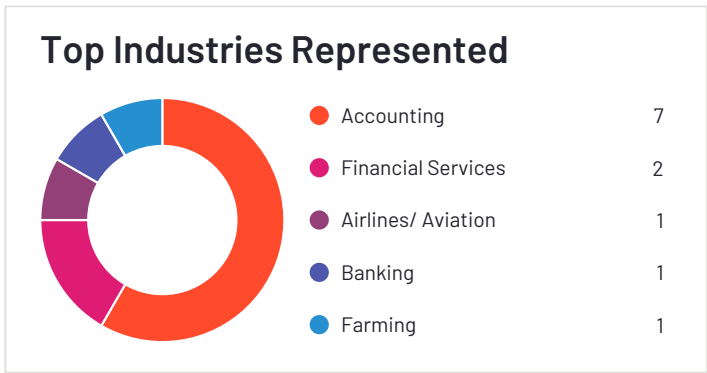

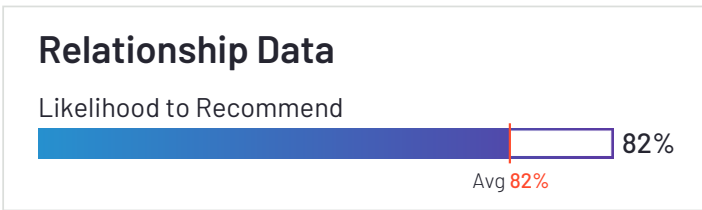
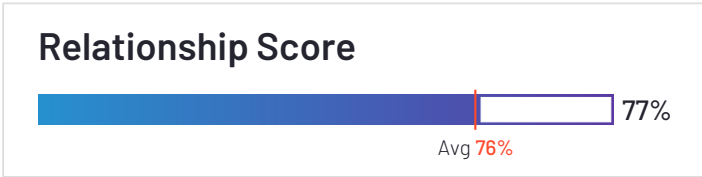


Company Website
www.sap.com



Sage Business Cloud Accounting

4.2 ★★★★★ (61)

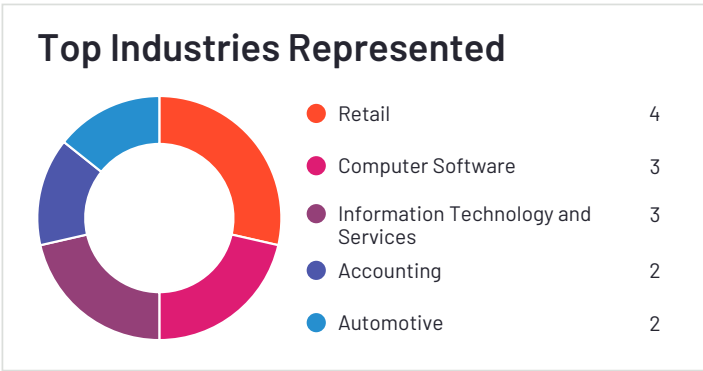

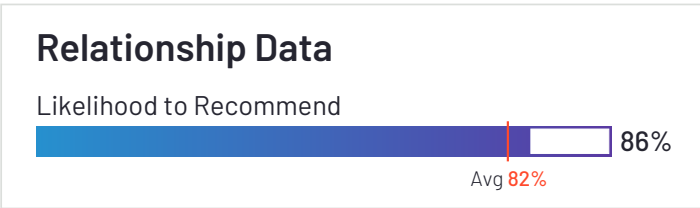
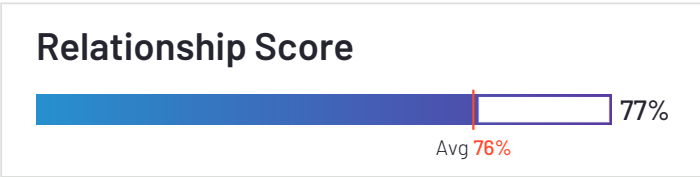


 Ownership Sage Software	 HQ Location Newcastle	 Year Founded 1981	 Employees (Listed On LinkedIn) 14,362	 Company Website www.sage.com
---------------------------------------	-------------------------------------	---------------------------------	-----------------------------------------------------	------------------------------------------------------------------------------



Odoo ERP

4.2 ★★★★★ (230)



<p>Ownership Odoo</p>	<p>HQ Location Brussels, Belgium</p>	<p>Year Founded 2005</p>	<p>Employees (Listed On LinkedIn) 3,566</p>	<p>Company Website www.odoo.com</p>
----------------------------------	-------------------------------------------------	-------------------------------------	--------------------------------------------------------	----------------------------------------------------------------------------------



SAP ECC

4.2 ★★★★★ (842)

Relationship Score



Relationship Data



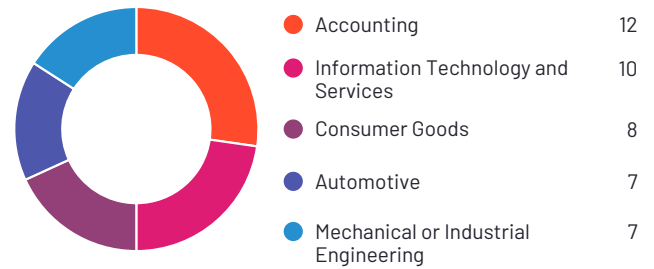
Ease of Business



Support



Top Industries Represented



Ownership
SAP



HQ Location
Walldorf



Year Founded
1972



Employees (Listed
On LinkedIn)
109,420



Company Website
www.sap.com




Infor M3

3.8 ★★★★★ (118)

Relationship Score



Relationship Data



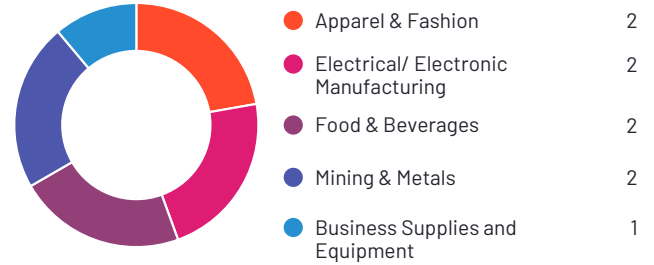
Ease of Business



Support



Top Industries Represented



Ownership
Infor



HQ Location
New York



Year Founded
2002



Employees (Listed
On LinkedIn)
19,937



Company Website
www.infor.com




SAP Business One

4.3 ★★★★★ (506)

Relationship Score



Relationship Data



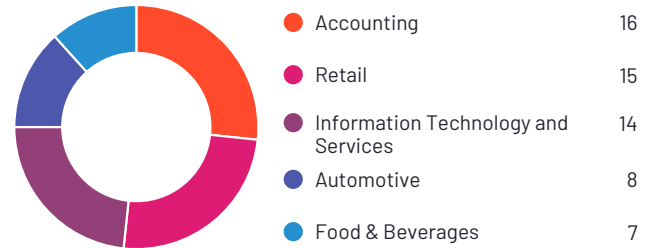
Ease of Business



Support



Top Industries Represented



Ownership
SAP



HQ Location
Walldorf



Year Founded
1972



Employees (Listed
On LinkedIn)
109,420



Company Website
www.sap.com



QuickBooks Desktop Enterprise

4.2 ★★★★★ (810)

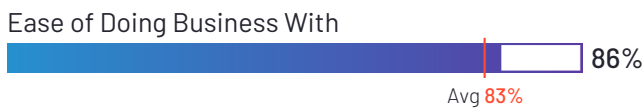
Relationship Score



Relationship Data



Ease of Business



Support



Top Industries Represented



Ownership
Intuit



HQ Location
Mountain View,
California



Year Founded
1983



**Employees (Listed
On LinkedIn)**
16,028

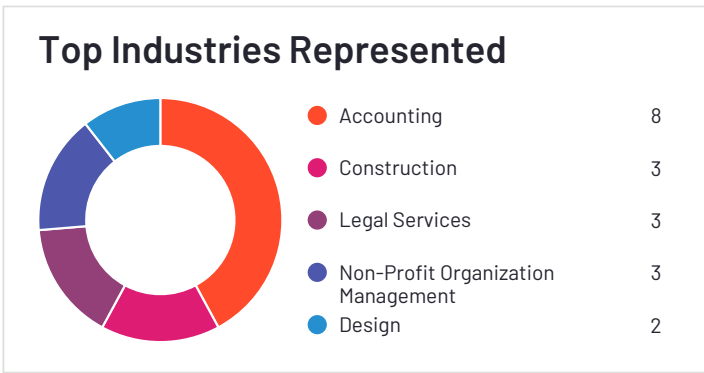
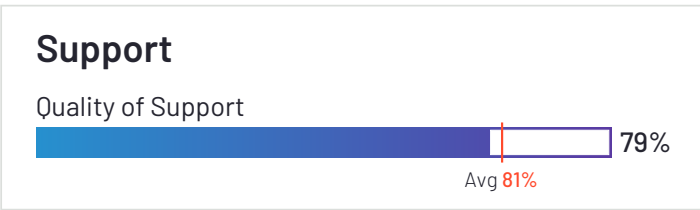

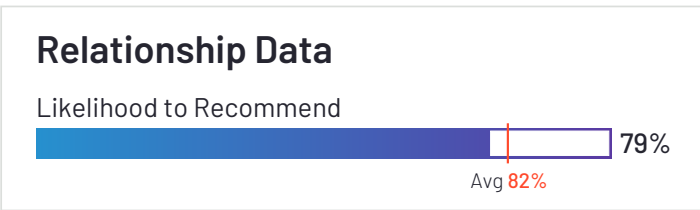
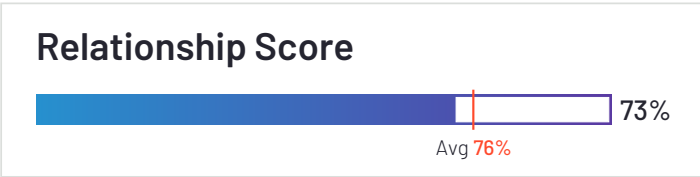


Company Website
www.intuit.com



Sage 50cloud Accounting

3.8 ★★★★★ (140)



<p>Ownership Sage Software</p>	<p>HQ Location Newcastle</p>	<p>Year Founded 1981</p>	<p>Employees (Listed On LinkedIn) 14,362</p>	<p>Company Website www.sage.com</p>
-------------------------------------------	-----------------------------------------	-------------------------------------	---------------------------------------------------------	----------------------------------------------------------------------------------




Sage 100cloud

3.6 ★★★★★ (195)

Relationship Score



Relationship Data



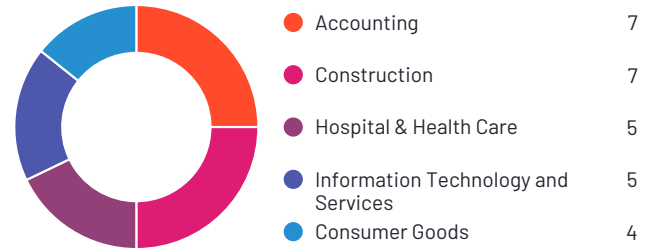
Ease of Business



Support



Top Industries Represented



Ownership
Sage Software



HQ Location
Newcastle



Year Founded
1981



Employees (Listed On LinkedIn)
14,362

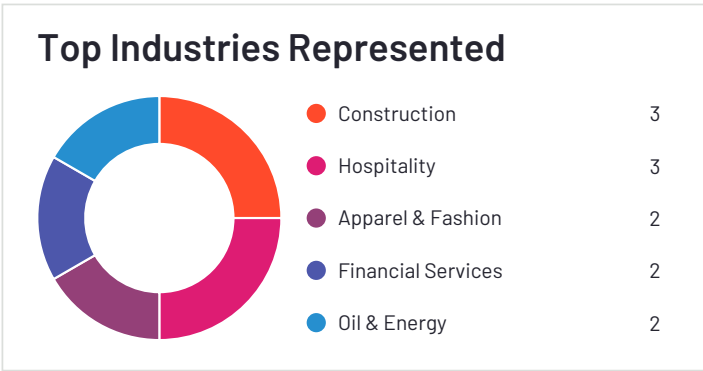
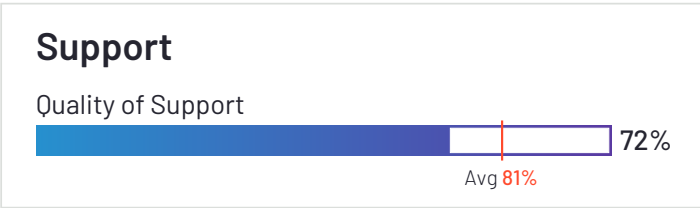

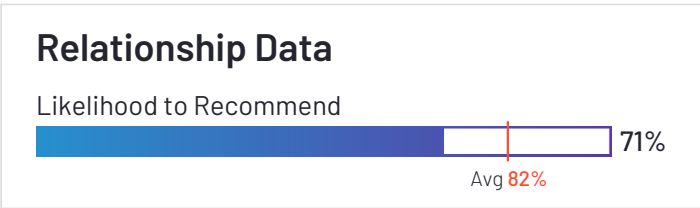
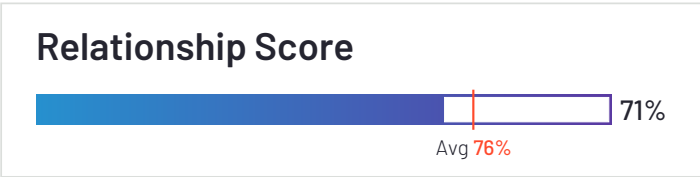


Company Website
www.sage.com



Sage 300cloud

3.7 ★★★★★ (85)

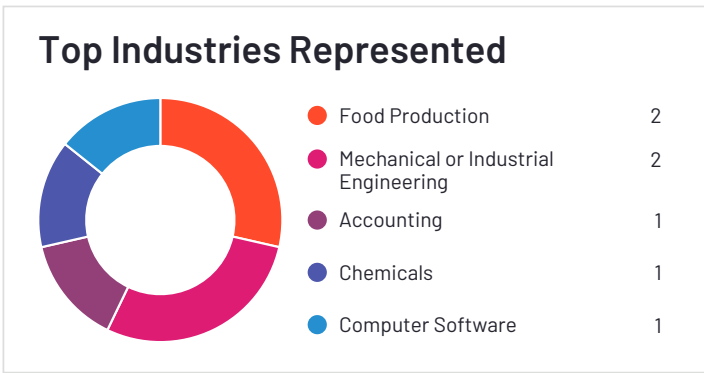
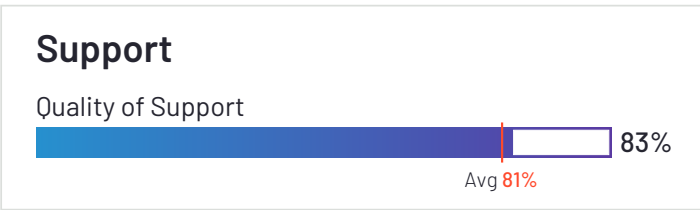

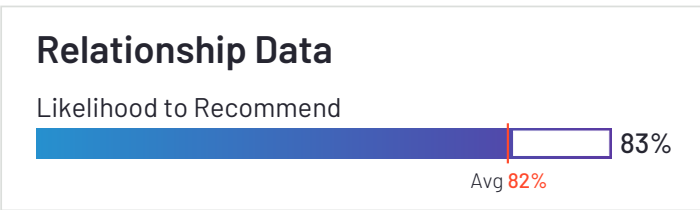
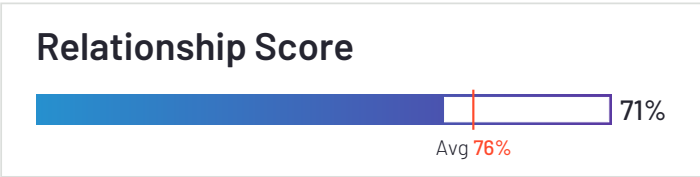


 Ownership Sage Software	 HQ Location Newcastle	 Year Founded 1981	 Employees (Listed On LinkedIn) 14,362	 Company Website www.sage.com
---------------------------------------	-------------------------------------	---------------------------------	-----------------------------------------------------	------------------------------------------------------------------------------



Ramco ERP

4.1 ★★★★★ (31)

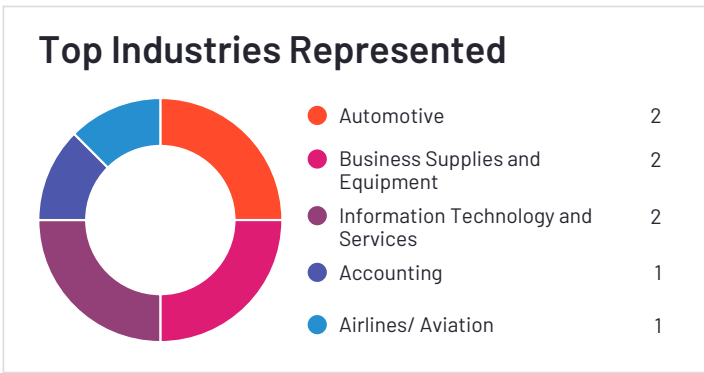

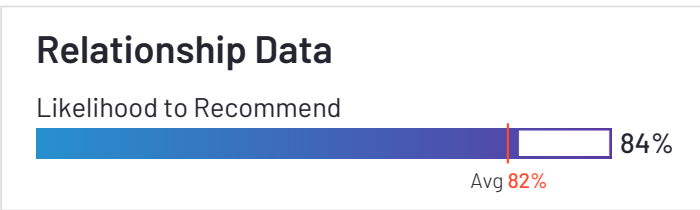
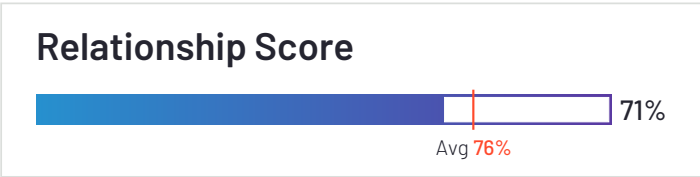


<p>Ownership Ramco Systems</p>	<p>HQ Location Chennai, Tamil Nadu</p>	<p>Year Founded 1997</p>	<p>Employees (Listed On LinkedIn) 3,888</p>	<p>Company Website www.ramco.com</p>
-------------------------------------------	---------------------------------------------------	-------------------------------------	--------------------------------------------------------	------------------------------------------------------------------------------------



Infor LN

4.0 ★★★★★ (88)

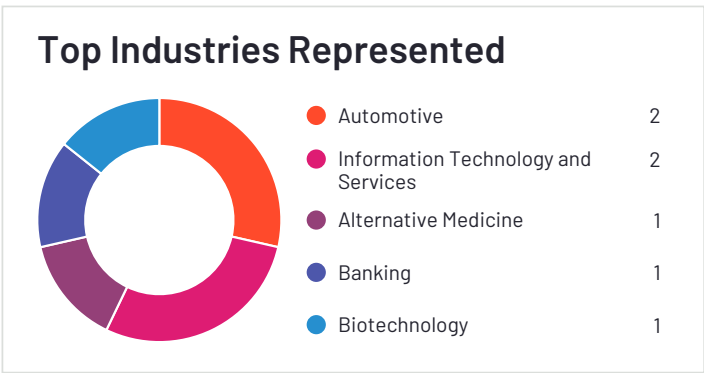

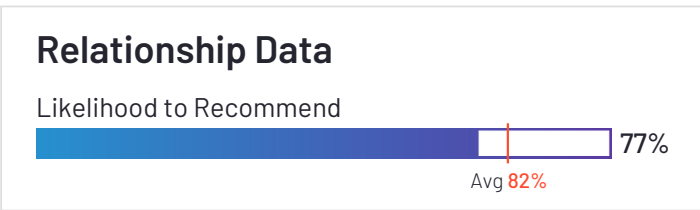
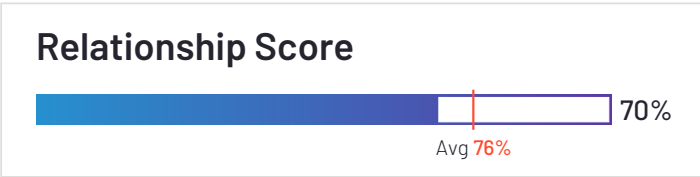


<p>Ownership Infor</p>	<p>HQ Location New York</p>	<p>Year Founded 2002</p>	<p>Employees (Listed On LinkedIn) 19,937</p>	<p>Company Website www.infor.com</p>
-----------------------------------	----------------------------------------	-------------------------------------	---------------------------------------------------------	------------------------------------------------------------------------------------



Sage Business Cloud X3

3.9 ★★★★★ (23)



<p>Ownership Sage Software</p>	<p>HQ Location Newcastle</p>	<p>Year Founded 1981</p>	<p>Employees (Listed On LinkedIn) 14,362</p>	<p>Company Website www.sage.com</p>
-------------------------------------------	-----------------------------------------	-------------------------------------	---------------------------------------------------------	----------------------------------------------------------------------------------



Infor SyteLine / Infor CloudSuite Industrial

3.9 ★★★★★ (54)

Relationship Score



Relationship Data




Ease of Business



Support



Top Industries Represented



Ownership
Infor



HQ Location
New York



Year Founded
2002



Employees (Listed
On LinkedIn)
19,937

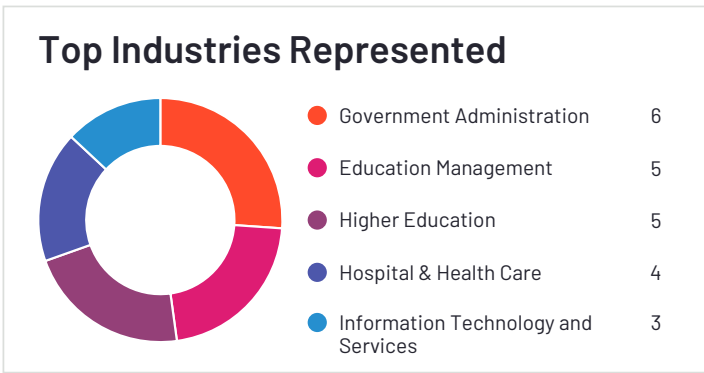
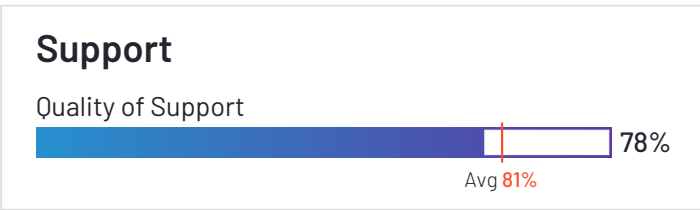

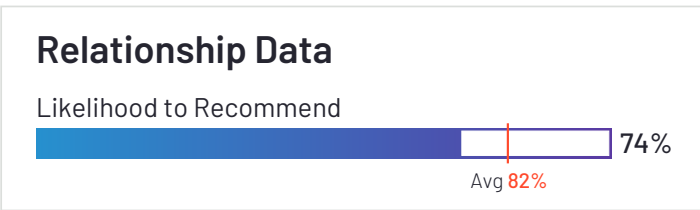
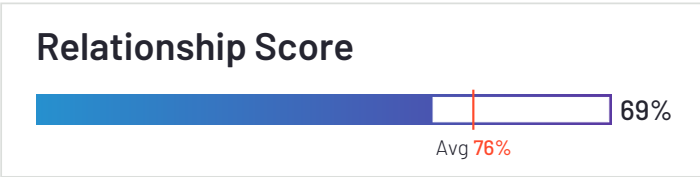


Company Website
www.infor.com



Oracle PeopleSoft

3.7 ★★★★★ (665)

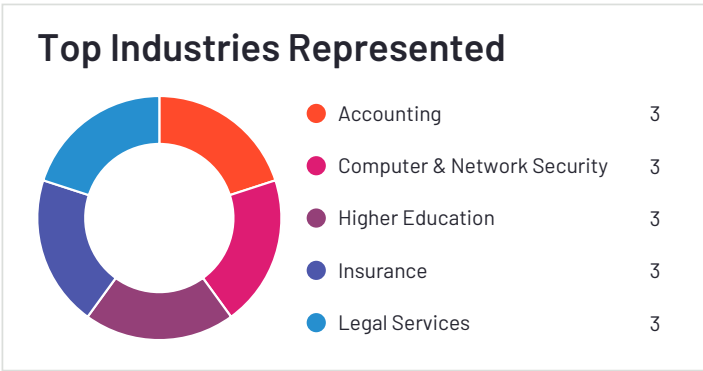

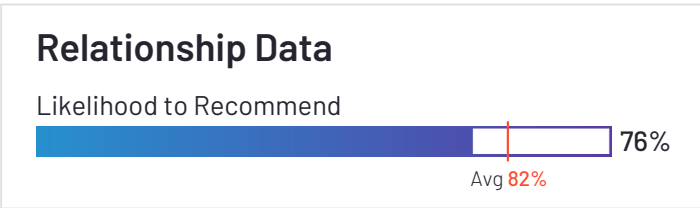
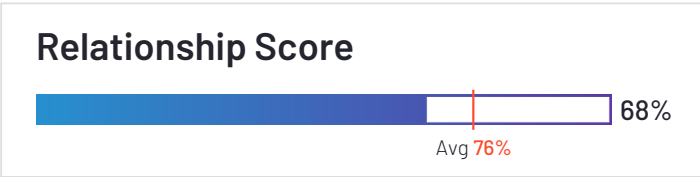


<p>Ownership Oracle</p>	<p>HQ Location Austin, TX</p>	<p>Year Founded 1977</p>	<p>Employees (Listed On LinkedIn) 200,654</p>	<p>Company Website www.oracle.com</p>
------------------------------------	------------------------------------------	-------------------------------------	----------------------------------------------------------	--------------------------------------------------------------------------------------



Accounting Seed

4.1 ★★★★★ (133)

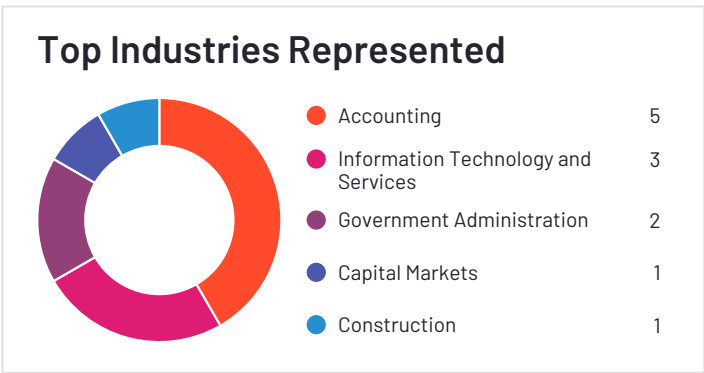

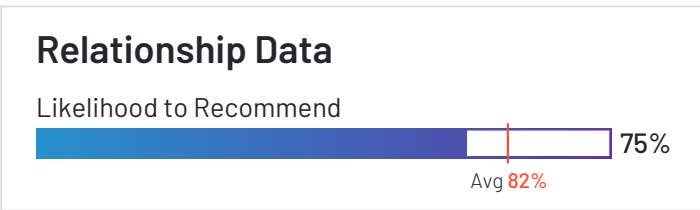
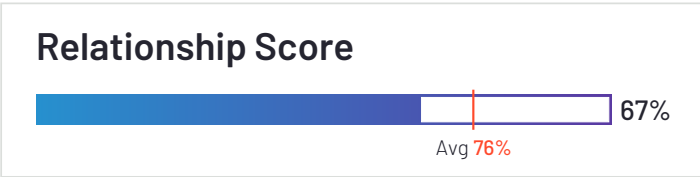


<p>Ownership Accounting Seed</p>	<p>HQ Location Columbia, MD</p>	<p>Year Founded 2008</p>	<p>Employees (Listed On LinkedIn) 80</p>	<p>Company Website accountingseed.com</p>
---------------------------------------------	--------------------------------------------	-------------------------------------	-----------------------------------------------------	----------------------------------------------------------------------------------------------



Microsoft Dynamics 365 Supply Chain Management

3.7 ★★★★★ (101)

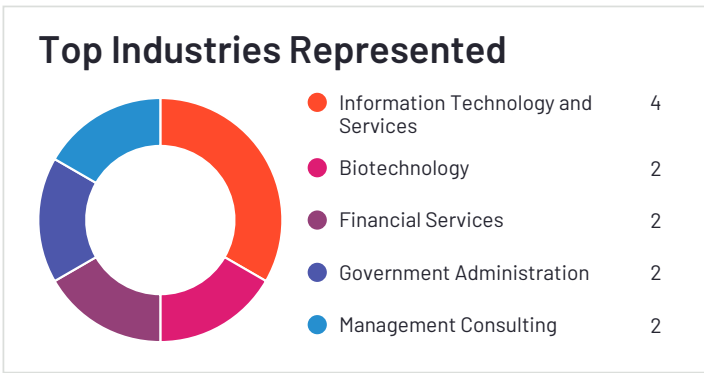
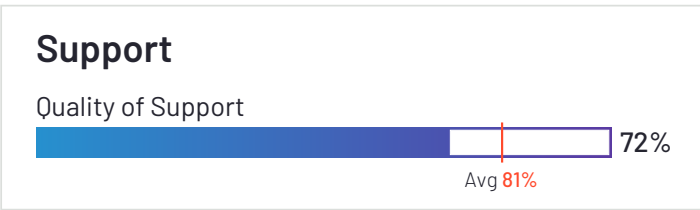

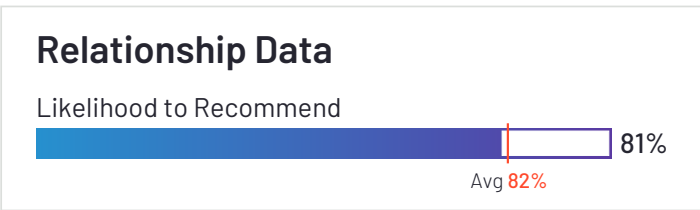
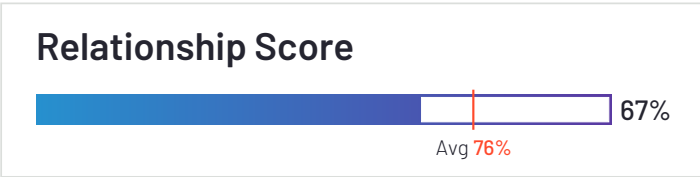


<p>Ownership Microsoft</p>	<p>HQ Location Redmond, WA</p>	<p>Year Founded 1975</p>	<p>Employees (Listed On LinkedIn) 224,903</p>	<p>Company Website microsoft.com</p>
---------------------------------------	-------------------------------------------	-------------------------------------	----------------------------------------------------------	-------------------------------------------------------------------------------------



Oracle Financials Cloud

4.0 ★★★★★ (124)

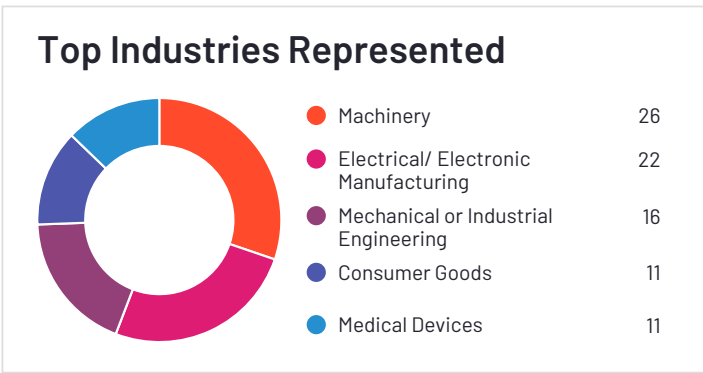

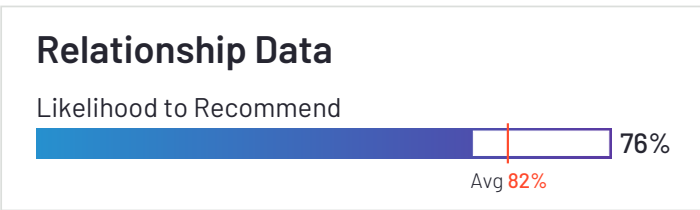
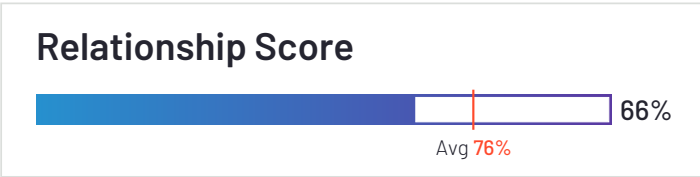


<p>Ownership Oracle</p>	<p>HQ Location Austin, TX</p>	<p>Year Founded 1977</p>	<p>Employees (Listed On LinkedIn) 200,654</p>	<p>Company Website www.oracle.com</p>
------------------------------------	------------------------------------------	-------------------------------------	----------------------------------------------------------	--------------------------------------------------------------------------------------



Kinetic

3.7 ★★★★★ (423)

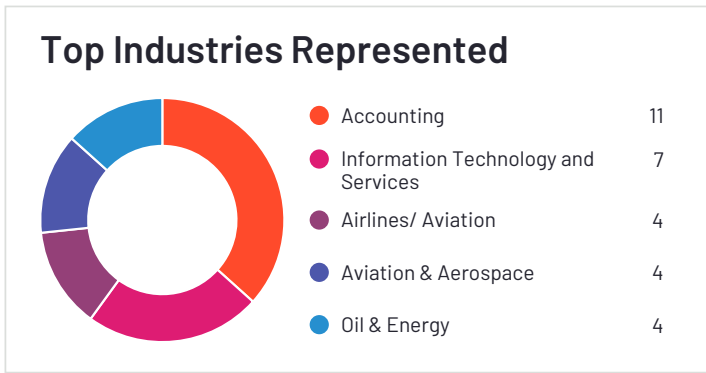
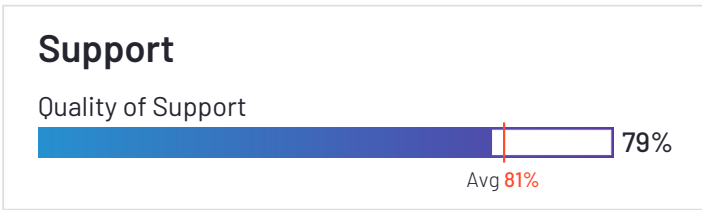

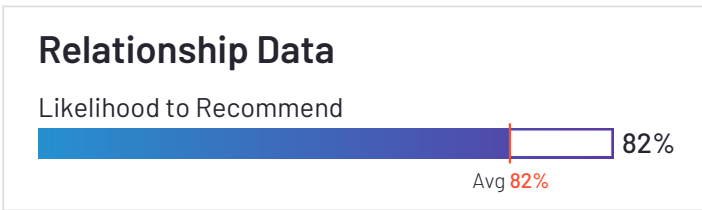
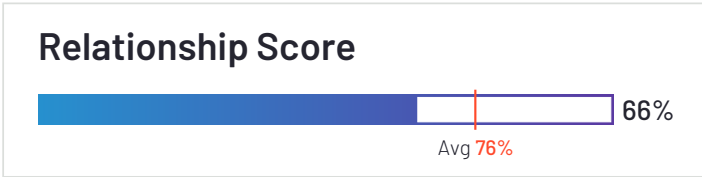


<p>Ownership Epicor</p>	<p>HQ Location Austin, TX</p>	<p>Year Founded 1972</p>	<p>Employees (Listed On LinkedIn) 5,311</p>	<p>Company Website www.epicor.com</p>
------------------------------------	------------------------------------------	-------------------------------------	--------------------------------------------------------	--------------------------------------------------------------------------------------



Oracle EBS Financials

4.0 ★★★★★ (308)

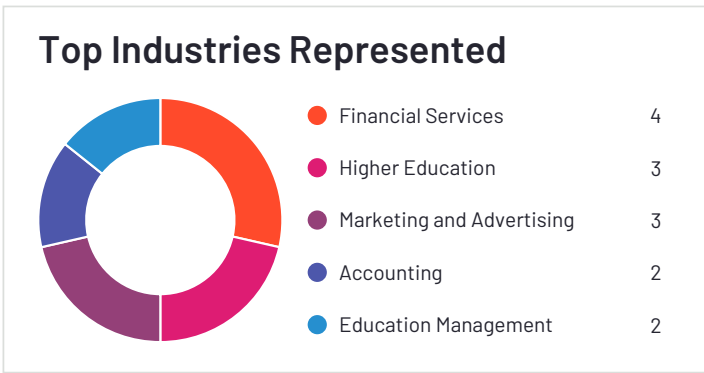

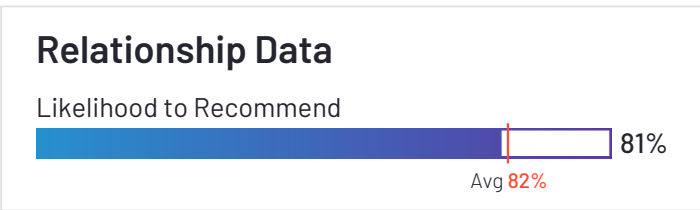
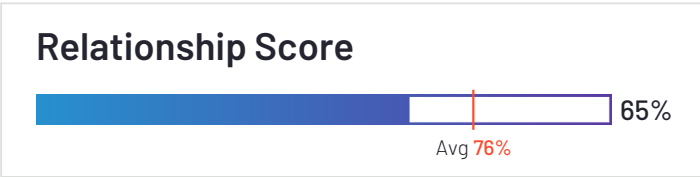


 Ownership Oracle	 HQ Location Austin, TX	 Year Founded 1977	 Employees (Listed On LinkedIn) 200,654	 Company Website www.oracle.com
--------------------------------	--------------------------------------	---------------------------------	------------------------------------------------------	----------------------------------------------------------------------------------



Workday Financial Management

3.9 ★★★★★ (128)

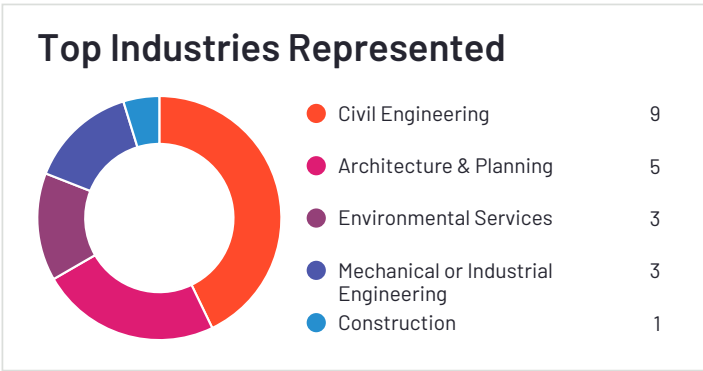
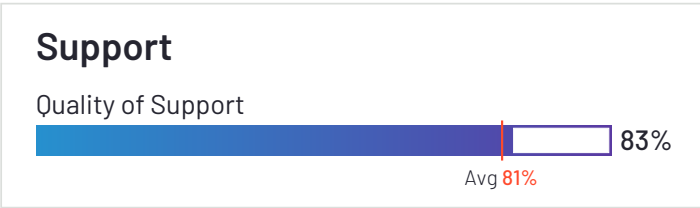

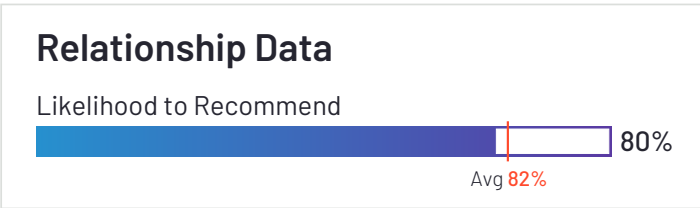
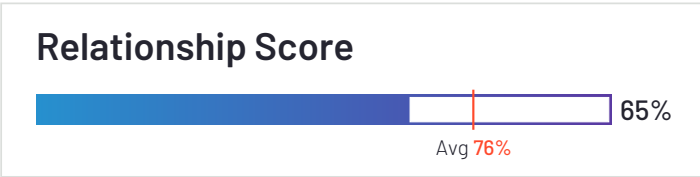


<p>Ownership Workday</p>	<p>HQ Location Pleasanton, CA</p>	<p>Year Founded 2005</p>	<p>Employees (Listed On LinkedIn) 20,090</p>	<p>Company Website workday.com</p>
-------------------------------------	----------------------------------------------	-------------------------------------	---------------------------------------------------------	---------------------------------------------------------------------------------



Deltek Ajera

3.7 ★★★★★ (88)

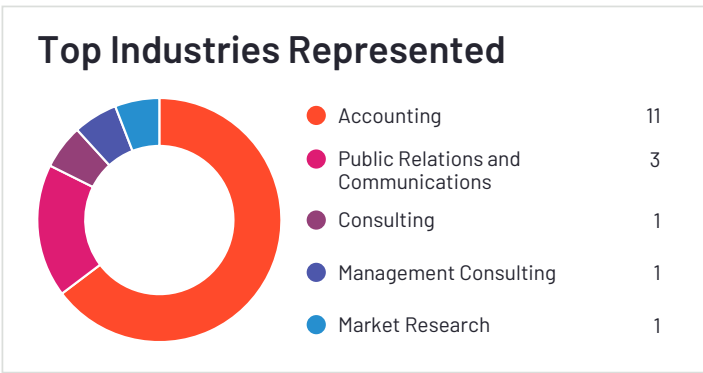

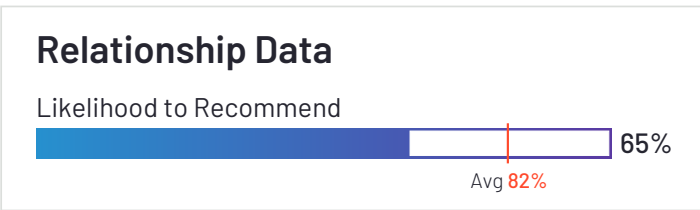
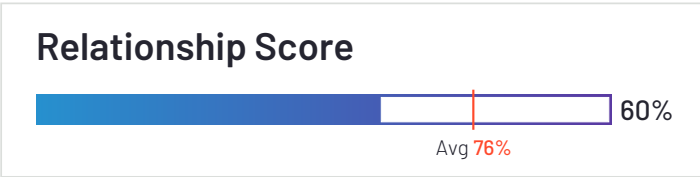


 Ownership Deltek	 HQ Location Herndon, VA	 Year Founded 1983	 Employees (Listed On LinkedIn) 3,748	 Company Website www.deltek.com
--------------------------------	---------------------------------------	---------------------------------	----------------------------------------------------	----------------------------------------------------------------------------------



Deltek Maconomy

3.2 ★★★★★ (57)



 Ownership Deltek	 HQ Location Herndon, VA	 Year Founded 1983	 Employees (Listed On LinkedIn) 3,748	 Company Website www.deltek.com
--------------------------------	---------------------------------------	---------------------------------	----------------------------------------------------	----------------------------------------------------------------------------------

Relationship Index Methodology

Relationship Index Inclusion Criteria

Products included in the Mid-Market Relationship Index for Accounting | Winter 2024 have received a minimum of 10 reviews and 5 responses for each of the relationship-related questions featured in our survey by November 21, 2023. Inviting other users, such as colleagues and peers, to join G2 and share authentic product reviews will accelerate this process and encourage the inclusion of additional products.

Segmented Index Scoring Methodology

When viewing an Index report by segment size, the same Index scoring methodology applies. However, the review data used is only from reviewers who are employed by a company within a particular company segment.

G2 uses the following definitions for company segments:

- ▶ Small-Business Review: A review from someone who works at a company with 50 or fewer employees
- ▶ Mid-Market Review: A review from someone who works at a company with 51-1,000 employees
- ▶ Enterprise Review: A review from someone who works at a company with 1,001+ employees

Relationship Scoring Methodology

G2 rates products and sellers based on reviews gathered from our user community, as well as data aggregated from online sources and social networks. We apply a unique, patent-pending algorithm to this data to calculate the product's Relationship score. The Mid-Market Relationship Index for Accounting | Winter 2024 report is based off of scores calculated using the G2 relationship algorithm v1.0 from data collected through November 21, 2023. The Relationship score is affected by the following (in order of importance):

- ▶ Customers' reported ease of doing business with the seller based on reviews by G2 users
- ▶ Customers' satisfaction with the product's quality of support based on reviews by G2 users
- ▶ Customers' likelihood to recommend each product based on reviews by G2 users
- ▶ The number of reviews received on G2; buyers trust a product with more reviews, and a greater number of reviews indicates a more representative and accurate reflection of the customer experience.

Categorization Methodology

Please visit G2's [categorization methodology](#) page to learn more about how products are categorized. For more in-depth information about how we refer to different types of software, please view our [list of standard definitions](#).

(Relationship Index Methodology continues on next page)

Relationship Index Methodology (continued)

Trust

Keeping our ratings unbiased is our top priority. We require the use of a LinkedIn account or verified business email address to validate a G2 user's identity and employer. We also validate users by partnering with sellers and organizations to securely authenticate users through select platforms. We do not allow users to review their current or former employers' products, or those of their employers' competitors. Additionally, all reviews are manually checked by our team after our algorithm filters out reviews that don't meet our submission requirements. All reviews must pass our moderation process before they are published.

G2 may occasionally offer incentives for honest reviews to help us gather a full and accurate data set. These incentives are offered as thank-yous for approved reviews. Incentives are never conditioned upon the substance of the review, positive or negative. Each such incentivized review is disclosed with an "Incentivized Review" banner.